



CORNING

Core Products


Local Area Networks and Data Centers






Contents

Cable 101.....	3	Member Programs	50
Connectivity 101.....	4	Authorized Distributors	51
Hardware 101	6	Technology Alliances	52
Local Area Networks	7	Technical Support	53
Data Centers.....	34	Resources.....	54
See the Light® Fiber Optic Training	49		

Cable 101

Outdoor Cable	Indoor/Outdoor Cable	Indoor Cable
 <p>12-72 Fibers</p> <p>12-72 Fibers</p>	 <p>2-288 Fibers</p> <p>2-24 Fibers</p>	 <p>2-144 Fibers</p> <p>2-144 Fibers</p>
ALTOS® with FastAccess® Technology	FREEDM®	MIC®
Loose Tube Design	Loose Tube or Tight-Buffered Design	Tight-Buffered Design
		

Connectivity 101

	Mechanical (NENP)	Fusion-Spliced Solutions	
		FuseLite® 2	Pigtailed Cassette
	 <p>UniCam™ Toolkit</p>	 <p>FuseLite 2 Splice-On Connectors</p>	 <p>CCH Pigtailed Cassette</p>
Labor Cost	Low	Lower	Lowest
Installation Time	Low	Lower	Lowest
Preference	Preferred for large installs for MAC work	Preferred for future-ready deployments	
Value	Largest embedded base, callout, and support structure	Highest value solution resulting in highest quality termination	

Your Fusion Splicer. Our Connector.

Our FuseLite® 2 Splice-On Connectors Bring It All Together.

It's no secret the market is shifting toward fusion splicing and away from field-installable connectors. But why? The cost of fusion splicers has dropped dramatically over time, eliminating the traditional barrier to entry. Thankfully, our splice-on connector portfolio has expanded with the launch of our FuseLite® 2 connector. Here's everything you need to know about our new, premier splice-on connector:

Why Terminate With FuseLite 2 Splice-On Connectors?








- Fusion splicing in the enterprise market is on the rise, due to affordable fusion-splicer options as well as labor preferences
- Offers consolidated packaging with less parts to assemble
- Available handlers allow for compatibility with various fusion-splicer models
- Factory-polished end face ensures optimal connector performance and cleanliness
- Ideal for reflectant-sensitive applications (e.g., video)
- Protect splice within the connector body; no splice trays required

And don't forget the universal handler(s) (FL2-HLD-CON-SC-LC-S-A)!

Our handler is compatible with Sumitomo and AFL splicers

**Descriptions listed only represent our core FuseLite 2 product offering. For our complete portfolio, please reach out to your local Corning sales engineer.*

Feature	Benefit	Value
Factory-polished end face	Saves time prepping connector	Labor savings
	Reduces risk of component damage	Lowers risk and increases quality
Handler compatibility	Allows for termination with most fusion splicers	Reduces cost
Consolidated packaging	Reduces packaging for installers and distributors to manage	Labor savings, complexity, and waste reduction
	Less parts to assemble	Labor savings
	Eliminates need for splice tray	Reduces order complexity
100% Corning products	Corning quality, proven performance	Risk avoidance

Part Numbers*			
	Part Numbers	Description	Visual Cues
	FL2-SCU-900-SM-6 FL2-SCU-900-SM-25	SC, UPC, OS2	Blue boot, blue shroud
	FL2-SC-900-OM1-6	SC, OM1	Beige boot, beige shroud
	FL2-LCU-900-SM-6 FL2-LCU-900-SM-25	LC, UPC, OS2	White boot, blue shroud
	FL2-LCA-900-SM-6 FL2-LCA-900-SM-25	LC, APC, OS2	White or green boot, green shroud
	FL2-LC-900-OM4-6 FL2-LC-900-OM4-25	LC, OM4	White or aqua boot, aqua shroud
	FL2-LC-900-OM1-6	LC, OM1	White or beige boot, beige shroud
	FL2-HLD-CON-SC-LC-S-A	Universal Splice Handler(s) (Sumitomo & AFL compatible)	


Federal Business (TAA Trade Agreement Act)

Some Federal Contracts/Projects require the product meet TAA requirement and on those orders please make sure to add -TAA after the 25 in the part number above (TAA product is only available in 25 packs).

Hardware 101

Rack-Mounted

CCH Product Family



Adapter Panel

Housing	# Panels	Fiber Capacity (SC/ST®)	Fiber Capacity (LC-Dup)
CCH-01U	2	24	48
CCH-02U	4	28	96
CCH-03U	6	72	144
CCH-04U	12	144	288

Wall-Mounted

Indoor



WCH-02P



SPH-01P



Housing	# Panels	Fiber Capacity (SC and ST/LC)
WCH-02P	2	24/28
WCH-04P	4	48/96
WCH-06P	6	72/144
WCH-12P	12	144/288

Outdoor



EDC-CS-06P-NH
(-2P, -6P Available)
IP66, NEMA4X Rated



ICH-CS-06P-NH
(-2P, -6P Available)
IP67, NEMA 3S Rated



Local Area Networks

Transmission Performance

Flame-Retardant (FR) Cable Portfolio

OM1

62.5 μ m Multimode Fiber

OM3

50 μ m Multimode Fiber

Corning Optical Communications

OM4

50 μ m Multimode Fiber

OS2

Single-Mode Fiber

Don't see what you're looking for?

Visit our online product catalog at
www.corning.com/opcomm for product information
that's easy to find, download, or print as needed.

LAN and DC Core Products | LAN-1273-AEN | 7

Transmission Performance

	OM1	OM3	OM4	OS2
Optical Fiber Type	62.5 μ m Multimode	50 μ m Multimode	50 μ m Multimode	Single-Mode
Wavelength (nm)	850/1300	850/1300	850/1300	1310/1550
Maximum Loose Tube Attenuation (dB/km)	3.4/1.0	3.0/1.0	3.0/1.0	0.4/0.3
Maximum Tight-Buffered Cabled Attenuation (dB/km)	2.8/1.0	2.8/1.0*	2.8/1.0*	0.65/0.5
Minimum Overfilled Launch Bandwidth (MHz•km)	200/500	1500/500	3500/500	– / –
Minimum Effective Modal Bandwidth (MHz•km)	2200/ –	2000/ –	4700/ –	– / –

	OM1	OM3	OM4	OS2
1 Gigabit Ethernet Distance (m)	300/550	1000/600	1000/600	5000/ –
10 Gigabit Ethernet Distance (m)	33/ –	300/ –	550/ – [†]	10000/40000
40 Gigabit Ethernet Distance (m)	– / –	100/ –	150/ –	10000 (40GBASE-LR4)
100 Gigabit Ethernet Distance (m)	– / –	100/ –	150/ –	10000 (100GBASE-LR4) 40000 (100GBASE-ER4)

*FREEDM™ LST™ cable attenuation is 3.0 dB/1.0 km.

[†]IEEE 802.3 specifies a maximum distance of 400 m for 10GBASE-SR transmission. 550 m is considered an acceptable engineered-length distance utilizing a complete Corning solution.

Flame-Retardant (FR) Cable Portfolio

Corning's flame-retardant (FR) cable portfolio is expansive and vast. With a large variety of offerings, there may be some confusion and uncertainty regarding the best solutions for a customer's needs. Here's a quick cheat sheet to help you understand all the options and pick the best based on fiber type, fiber count, and application.



Indoor	Usage	Fiber Type	Fiber Count	Armored	Riser	Plenum
MIC®	The most commonly deployed indoor fiber optic cable utilizing tight-buffered (900 µm) fibers; ideal for mechanical splicing	OM1, OM3, OM4, OS2	2-144	Metallic	Yes	Yes
MIC DX	Indoor fiber optic cable utilizing tight-buffered (900 µm) fibers and requiring dielectric (nonmetallic) armoring, eliminating the need for grounding or bonding; ideal for mechanical splicing	OM1, OM3, OM4, OS2	2-24	Dielectric	No	Yes
MIC 250 2.0	Indoor fiber optic cable utilizing loose tube (250 µm) fibers in plenum spaces, offering a smaller diameter cable; ideal for fusion splicing	OM1, OM3, OM4, OS2	12-144	Metallic	No	Yes
Fan-Out	Indoor fiber optic cable utilizing tight-buffered (900 µm) fibers and additional jacketing for more robust deployments where more individual fiber protection is required	OM1, OM3, OM4, OS2	2-24	No	Yes	Yes
Zipcord	Two tight-buffered (900 µm) fiber optic cables enabling the connection between the passive optical system and active electronics or simply active electronics	OM1, OM3, OM4, OS2	2	No	Yes	Yes
ActiFi®	Composite/hybrid cable made with both stranded copper and fiber, under one jacket—the fiber for data transmission and the stranded copper for remote powering; ideal for bringing power and fiber to the edge of the network	OS2	1-24	Yes	Yes	Yes

Corning Flame-Retardant (FR) Cables (continued)

Indoor/ Outdoor	Usage	Fiber Type	Fiber Count	Armored	Riser	Plenum
FREEDM® LST™	Low-fiber-count indoor/outdoor loose tube (250 µm) fiber optic cable, utilizing a smaller diameter cable, eliminating the need for transition splicing; ideal for fusion splicing	OM1, OM3, OM4, OS2	6-24 (Riser) 6-12 (Plenum)	Yes (Riser) No (Plenum)	Yes	Yes
FREEDM LT	High-fiber-count indoor/outdoor fiber optic cable utilizing loose tube (250 µm) fibers, eliminating the need for transition splicing; ideal for fusion splicing	OM1, OM3, OM4, OS2	12-288 (Riser) 6-72 (Plenum)	Yes	Yes	Yes
FREEDM One	Indoor/outdoor fiber optic cable utilizing tight-buffered (900 µm) fibers, eliminating the need for transition splicing; ideal for mechanical connectorization	OM1, OM3, OM4, OS2	6-144	Yes	Yes	Yes
FREEDM Ribbon	High-fiber-count indoor/outdoor fiber optic ribbon cable	OS2	864	Yes	Yes	No
Zipcord	Two tight-buffered (900 µm) fiber optic cables enabling the connection between the passive optical system and active electronics or simply active electronics	OM1, OM3, OM4, OS2	2	No	Yes	Yes

Industrial/ LSZH™	Usage	Fiber Type	Fiber Count	Armored	Riser	Plenum
LSZH™	Limited smoke zero halogen (LSZH) jacketed indoor/outdoor cable utilizing loose tube (250 µm) fibers typically used in industrial/harsh/confined spaces (e.g., mines, oil and gas industry, etc.)	OM1, OM3, OM4, OS2	2-288	Yes	No	No
LSZH LST	Low-fiber-count, limited smoke zero halogen jacketed indoor/outdoor cable utilizing loose tube (250 µm) fibers typically used in industrial/harsh/confined spaces (e.g., mines, oil and gas industry, etc.)	OS2	6-12	No	No	No
LSZH Ribbon (Gel-Filled)	High-fiber-count, limited smoke zero halogen jacketed indoor/outdoor cable utilizing ribbon fibers typically used in industrial/harsh/confined spaces (e.g., mines, oil and gas industry, etc.)	OM1, OM3, OM4, OS2	12-216	Yes	No	No

OM1 (62.5 μm Multimode Fiber)

Cables

Indoor Cable							
Fiber Count	MIC [®] Cable (Non-Armored) <i>Up to 24 F available</i>		MIC DX Armored Cable (Nonmetallic) <i>Up to 24 F available</i>	MIC Interlocking Armored Cable (Metallic) <i>Up to 24 F available</i>		2.0-mm Zipcord Cable	
	Riser	Plenum	Plenum	Riser	Plenum	Riser	Plenum
6	006K81-31130-24	006K88-31130-29	006K88-31130-D3	006K81-31130-A1	006K88-31130-A3	002K51-31330-24	002K58-31330-24
12	012K81-33130-24	012K88-33130-29	012K88-33130-D3	012K81-33130-A1	012K88-33130-A3		
24	024K81-33130-24	024K88-33130-29	024K88-33130-D3	024K81-33130-A1	024K88-33130-A3		

Indoor/Outdoor Cable						Outdoor Cable	
Fiber Count	FREEDM [®] One Cable <i>Up to 24 F available</i>		FREEDM LST [™] Cable <i>Up to 24 F available</i>	FREEDM Loose Tube Cable <i>Riser available up to 288 F/Plenum available up to 72 F</i>		ALTOS [®] Cable <i>Up to 288 F available</i>	
	Riser	Plenum	Riser	Riser	Plenum	Dielectric (FastAccess [®])	Armored
6	006K8F-31130-29	006K8P-31130-29	006KSF-T4130D20	006KUF-T4130D20	006KWP-T4130D20	006KU4-T4730D20	006KUC-T4130D20
12	012K8F-31130-29	012K8P-31130-29	012KSF-T4130D20	012KUF-T4130D20	012KWP-T4130D20	012KU4-T4730D20	012KUC-T4130D20
24	024K8F-31130-29	024K8P-31130-29	024KSF-T4130D20	024KUF-T4130D20	024KWP-T4130D20	024KU4-T4730D20	024KUC-T4130D20
						048KU4-T4730D20	
						072KU4-T4730D20	

Connectivity

Standard Panels				Pigtailed Cassettes*			
Fiber Count	LC	SC Duplex	ST [®] Compatible	Fiber Count	LC	SC Duplex	ST Compatible
6	CCH-CP06-A8	CCH-CP06-91	CCH-CP06-15T	6	CCH-CS-06-A8-P00KE	CCH-CS06-91-P00KE	CCH-CS06-ST-P00KE
12	CCH-CP12-A8	CCH-CP12-91	CCH-CP12-15T	12	CCH-CS12-A8-P00KE	CCH-CS12-91-P00KE	CCH-CS12-ST-P00KE
24	CCH-CP24-A8			24	CCH-CS24-A8-P00KE		

Termination	Performance	LC	SC	ST Compatible	Toolkits	
UniCam [®] Connectors	High Performance (0.5 dB maximum)	95-000-99*	95-000-41*	95-000-51*	UniCam [™] High-Performance Installation Toolkit	TKT-UNICAM-PFC
UniCam Connectors	Standard Performance (0.75 dB maximum)		95-000-40*	95-000-50		
FuseLite [®] 2 Connector	Maximum 0.30 dB	FL2-LC-900-OM1-6†	FL2-SC-900-OM1-6†			

*Add "-Z" to UniCam connector part number for 25/pack organizer pack (e.g., 95-000-99-Z). Includes boots for 900 μm only.
†25 packs available of FuseLite 2 by changing the 6 to 25

OM1 (62.5 μm Multimode Fiber)

Hardware

Rack-Mountable Hardware		Hardware Accessories	
CCH-01U	Closet Connector Housing, 1U, accepts up to two CCH panels or cassettes	SPH-DIN-KIT	DIN Rail Mounting Kit for SPH-01P
CCH-02U	Closet Connector Housing, 2U, accepts up to four CCH panels or cassettes	ICH-SPLC-12	Splice Tray Holder for ICH-12P
CCH-03U	Closet Connector Housing, 3U, accepts up to six CCH panels or cassettes	CCHA-LOCK-KIT	Hardware Lock Kit for CCH and WCH housings only
CCH-04U	Closet Connector Housing, 4U, accepts up to 12 CCH panels or cassettes	HDWR-LOCK-KIT	Hardware Lock Kit
		HDWR-GRND-KIT	Hardware Grounding Kit
Wall-Mountable Hardware			
SCH-01C	Single-Cassette Housing, holds one CCH cassette		
SPH-01P	Single-Panel Housing, holds one CCH connector panel		
WCH-02P	Wall-Mountable Connector Housing, holds two CCH connector panels or cassettes		
WCH-04P	Wall-Mountable Connector Housing, holds four CCH connector panels or cassettes		
WCH-06P	Wall-Mountable Connector Housing, holds six CCH connector panels or cassettes		
EDC-CS-02P-NH*	Environmental Distribution Center, holds two CCH cassettes*, panels or modules, NEMA 4X		
EDC-CS-06P-NH*	Environmental Distribution Center, holds six CCH CCH cassettes*, panels or modules, NEMA 4X		
EDC-12P-NH*	Environmental Distribution Center, holds 12 CCH connector panels, NEMA 4X		
ICH-CS-02P	Industrial Connector Housing, holds two CCH connector panels or cassettes, NEMA 3S		
ICH-CS-06P	Industrial Connector Housing, holds six CCH connector panels or cassettes, NEMA 3S		
ICH-12P	Industrial Connector Housing, holds 12 CCH connector panels, NEMA 3S		

*EDC also available for order in stainless steel.

*cassettes = pigtail cassettes, splice cassettes, termination cassettes

Cable Assemblies

2-Fiber Jumpers, Riser (M length*)	
050502K512000xxxM	LC Duplex to LC Duplex
575702K512000xxxM	SC Duplex to SC Duplex
505002K512000xxxM	ST* Compatible to ST Compatible
055702K512000xxxM	LC Duplex to SC Duplex
505702K512000xxxM	ST Compatible to SC Duplex

*Also available in feet
xxx = jumper length

Please see **page 20** for compatible accessories

OM3 (50 μm Multimode Fiber)

Cables

Indoor Cable							
Fiber Count	MIC [®] Cable (Non-Armored) <i>Up to 24 F available</i>		MIC DX Armored Cable (Nonmetallic) <i>Up to 24 F available</i>	MIC Interlocking Armored Cable (Metallic) <i>Up to 24 F available</i>		2.0-mm Zipcord Cable	
	Riser	Plenum	Plenum	Riser	Plenum	Riser	Plenum
6	006T81-31180-24	006T88-31180-29	006T88-31180-D3	006T81-31180-A1	006T88-31180-A3	002T51-31380-24	002T58-31380-24
12	012T81-33180-24	012T88-33180-29	012T88-33180-D3	012T81-33180-A1	012T88-33180-A3		
24	024T81-33180-24	024T88-33180-29	024T88-33180-D3	024T81-33180-A1	024T88-33180-A3		

Indoor/Outdoor Cable						Outdoor Cable	
Fiber Count	FREEDM [®] One Cable <i>Up to 24 F available</i>		FREEDM LST [™] Cable <i>Up to 24 F available</i>	FREEDM Loose Tube Cable <i>Riser available up to 288 F/Plenum available up to 72 F</i>		ALTOS [®] Cable <i>Up to 288 F available</i>	
	Riser	Plenum	Riser	Riser	Plenum	Dielectric (FastAccess [®])	Armored
6	006T8F-31180-29	006T8P-61180-29	006TSF-T4180D20	006TUF-T4180D20	006TWP-T4180D20	006TU4-T4780D20	006TUC-T4180D20
12	012T8F-31180-29	012T8P-61180-29	012TSF-T4180D20	012TUF-T4180D20	012TWP-T4180D20	012TU4-T4780D20	012TUC-T4180D20
24	024T8F-31180-29	024T8P-31180-29	024TSF-T4180D20	024TUF-T4180D20	024TWP-T4180D20	024TU4-T4780D20	024TUC-T4180D20
						048TU4-T4780D20	
						072TU4-T4780D20	

Connectivity

Standard Panels				Pigttailed Cassettes			
Fiber Count	LC	SC Duplex	ST [®] Compatible	Fiber Count	LC	SC Duplex	ST Compatible
6	CCH-CP06-E4	CCH-CP06-E7	CCH-CP06-H3	6	CCH-CS06-E4-P00TE	CCH-CS06-E7-P00TE	CCH-CS06-H3-P00TE
12	CCH-CP12-E4	CCH-CP12-E7	CCH-CP12-H3	12	CCH-CS12-E4-P00TE	CCH-CS12-E7-P00TE	CCH-CS12-H3-P00TE
24	CCH-CP24-E4			24	CCH-CS24-E4-P00TE		

Termination	Performance	LC	SC	ST Compatible	Toolkits	
UniCam [®] Connectors	High Performance (0.5 dB maximum)	95-050-99-X*	95-050-41-X*	95-050-51-X*	UniCam [™] High-Performance Installation Toolkit	TKT-UNICAM-PFC
Anaerobic Connectors	Standard Performance	95-051-98-SP-X	95-051-41-SP-X	95-051-52-SP-X		
FuseLite [®] 2 Connector	Maximum 0.30 dB	FL2-LC-900-OM4-6†	FL2-SC-900-OM4-6†			

*Add “-Z” to UniCam connector part number for 25/pack organizer pack (e.g., 95-050-99-Z). Includes boots for 900 μm only.
†25 packs available of FuseLite 2 by changing the 6 to 25

OM3 (50 μm Multimode Fiber)

Hardware

Rack-Mountable Hardware		Hardware Accessories	
CCH-01U	Closet Connector Housing, 1U, accepts up to two CCH panels or cassettes	SPH-DIN-KIT	DIN Rail Mounting Kit for SPH
CCH-02U	Closet Connector Housing, 2U, accepts up to four CCH panels or cassettes	ICH-SPLC-2	Splice Tray Holder for ICH-02P
CCH-03U	Closet Connector Housing, 3U, accepts up to six CCH panels or cassettes	ICH-SPLC-6	Splice Tray Holder for ICH-06P
CCH-04U	Closet Connector Housing, 4U, accepts up to 12 CCH panels or cassettes	CCHA-LOCK-KIT	Hardware Lock Kit for CCH and WCH housings only
		HDWR-LOCK-KIT	Hardware Lock Kit
		HDWR-GRND-KIT	Hardware Grounding Kit
Wall-Mountable Hardware			
SCH-01C	Single-Cassette Housing, holds one CCH cassette		
SPH-01P	Single-Panel Housing, holds one CCH connector panel		
WCH-02P	Wall-Mountable Connector Housing, holds two CCH connector panels or cassettes		
WCH-04P	Wall-Mountable Connector Housing, holds four CCH connector panels or cassettes		
WCH-06P	Wall-Mountable Connector Housing, holds six CCH connector panels or cassettes		
EDC-CS-02P-NH*	Environmental Distribution Center, holds two CCH splice cassettes, NEMA 4X		
EDC-CS-06P-NH*	Environmental Distribution Center, holds six CCH splice cassettes, NEMA 4X		
EDC-12P-NH*	Environmental Distribution Center, holds 12 CCH connector panels, NEMA 4X		
ICH-CS-02P	Industrial Connector Housing, holds two CCH connector panels, NEMA 3S		
ICH-CS-06P	Industrial Connector Housing, holds six CCH splice cassettes, NEMA 3S		
ICH-12P	Industrial Connector Housing, holds 12 CCH connector panels, NEMA 3S		

*EDC also available for order in stainless steel.

Cable Assemblies

2-Fiber Jumpers, Riser (M length*)	
050502T512000xxxM	LC Duplex to LC Duplex
575702T512000xxxM	SC Duplex to SC Duplex
505002T512000xxxM	ST* Compatible to ST Compatible
055702T512000xxxM	LC Duplex to SC Duplex
505702T512000xxxM	ST Compatible to SC Duplex

*Also available in feet
xxx = jumper length

Please see **page 20** for compatible accessories

OM4 (50 μ m Multimode Fiber)

Cables

Indoor Cable							
Fiber Count	MIC [®] Cable (Non-Armored) <i>Up to 24 F available</i>		MIC DX Armored Cable (Nonmetallic) <i>Up to 24 F available</i>	MIC Interlocking Armored Cable (Metallic) <i>Up to 24 F available</i>		2.0-mm Zipcord Cable	
	Riser	Plenum	Plenum	Riser	Plenum	Riser	Plenum
6	006T81-31190-24	006T88-31190-29	006T88-31190-D3	006T81-31190-A1	006T88-31190-A3	002T51-31390-24	002T58-31390-24
12	012T81-33190-24	012T88-33190-29	012T88-33190-D3	012T81-33190-A1	012T88-33190-A3		
24	024T81-33190-24	024T88-33190-29	024T88-33190-D3	024T81-33190-A1	024T88-33190-A3		

Indoor/Outdoor Cable						Outdoor Cable	
Fiber Count	FREEDM [®] One Cable <i>Up to 24 F available</i>		FREEDM LST [™] Cable <i>Up to 24 F available</i>	FREEDM Loose Tube Cable <i>Riser available up to 288 F/Plenum available up to 72 F</i>		ALTOS [®] Cable <i>Up to 288 F available</i>	
	Riser	Plenum	Riser	Riser	Plenum	Dielectric (FastAccess [®])	Armored
6	006T8F-31190-29	006T8P-31190-29	006TSF-T4190D20	006TUF-T4190D20	006TWP-T4190D20	006TU4-T4790D20	006TUC-T4190D20
12	012T8F-31190-29	012T8P-31190-29	012TSF-T4190D20	012TUF-T4190D20	012TWP-T4190D20	012TU4-T4790D20	012TUC-T4190D20
24	024T8F-31190-29	024T8P-31190-29	024TSF-T4190D20	024TUF-T4190D20	024TWP-T4190D20	024TU4-T4790D20	024TUC-T4190D20
48	048T8F-61190-29	048T8P-61190-29		048TUF-T4190D20	048TWP-T4190D20	048TU4-T4790D20	048TUC-T4190D20
						072TU4-T4790D20	072TUC-T4190D20

Connectivity

Standard Panels				Pigttailed Cassettes			
Fiber Count	LC	SC Duplex	ST [®] Compatible	Fiber Count	LC	SC Duplex	ST Compatible
6	CCH-CP06-E4	CCH-CP06-E7	CCH-CP06-H3	6	Available [†]	CCH-CS06-E6-P00QE	CCH-CS06-H3-P00QE
12	CCH-CP12-E4	CCH-CP12-E7	CCH-CP12-H3	12	CCH-CS12-E4-P00QE	CCH-CS12-E6-P00QE	CCH-CS12-H3-P00QE
24	CCH-CP24-E4			24	CCH-CS24-E4-P00QE		

Termination	Performance	LC	SC	ST Compatible	Toolkits	
UniCam [®] Connectors	High Performance (0.5 dB maximum)	95-050-99-X*	95-050-41-X*	95-050-51-X*	UniCam [™] High-Performance Installation Toolkit	TKT-UNICAM-PFC
Anaerobic Connectors	Standard Performance	95-051-98-SP-X	95-051-41-SP-X	95-051-52-SP-X		
FuseLite [®] 2 Connector	Maximum 0.30 dB	FL2-LC-900-OM4-6 [†]	FL2-SC-900-OM4-6 [†]			

*Add "-Z" to UniCam connector part number for 25/pack organizer pack (e.g., 95-050-99-Z). Includes boots for 900 μ m only.

[†]25 packs available of FuseLite 2 by changing the 6 to 25

OM4 (50 µm Multimode Fiber)

Hardware

Rack-Mountable Hardware		Hardware Accessories	
CCH-01U	Closet Connector Housing, 1U, accepts up to two CCH panels or cassettes	SPH-DIN-KIT	DIN Rail Mounting Kit for SPH
CCH-02U	Closet Connector Housing, 2U, accepts up to four CCH panels or cassettes	ICH-SPLC-2	Splice Tray Holder for ICH-02P
CCH-03U	Closet Connector Housing, 3U, accepts up to six CCH panels or cassettes	ICH-SPLC-6	Splice Tray Holder for ICH-06P
CCH-04U	Closet Connector Housing, 4U, accepts up to 12 CCH panels or cassettes	CCHA-LOCK-KIT	Hardware Lock Kit for CCH and WCH housings only
		HDWR-LOCK-KIT	Hardware Lock Kit for LANscape® hardware (not CCH or WCH)
		HDWR-GRND-KIT	Hardware Grounding Kit for LANscape hardware
Wall-Mountable Hardware			
SCH-01C	Single-Cassette Housing, holds one CCH cassette		
SPH-01P	Single-Panel Housing, holds one CCH connector panel		
WCH-02P	Wall-Mountable Connector Housing, holds two CCH connector panels or cassettes		
WCH-04P	Wall-Mountable Connector Housing, holds four CCH connector panels or cassettes		
WCH-06P	Wall-Mountable Connector Housing, holds six CCH connector panels or cassettes		
EDC-CS-02P-NH*	Environmental Distribution Center, holds two CCH splice cassettes, NEMA 4X		
EDC-CS-06P-NH*	Environmental Distribution Center, holds six CCH splice cassettes, NEMA 4X		
EDC-12P-NH*	Environmental Distribution Center, holds 12 CCH connector panels, NEMA 4X		
ICH-CS-02P	Industrial Connector Housing, holds two CCH splice cassettes, NEMA 3S		
ICH-CS-06P	Industrial Connector Housing, holds six CCH splice cassettes, NEMA 3S		
ICH-12P	Industrial Connector Housing, holds 12 CCH connector panels, NEMA 3S		

*EDC also available for order in stainless steel.

Cable Assemblies

2-Fiber Jumpers, Riser (M length*)	
050502Q512000xxxM	LC Duplex to LC Duplex
575702Q512000xxxM	SC Duplex to SC Duplex
505002Q512000xxxM	ST* Compatible to ST Compatible
055702Q512000xxxM	LC Duplex to SC Duplex
505702Q512000xxxM	ST Compatible to SC Duplex

*Also available in feet
xxx = jumper length

Please see **page 20** for compatible accessories

OS2 (Single-Mode Fiber)

Cables

Indoor Cable							
Fiber Count	MIC [®] Cable (Non-Armored) <i>Up to 24 F available</i>		MIC DX Armored Cable (Nonmetallic) <i>Up to 24 F available</i>	MIC Interlocking Armored Cable (Metallic) <i>Up to 24 F available</i>		2.0-mm Zipcord Cable	
	Riser	Plenum	Plenum	Riser	Plenum	Riser	Plenum
6	006E81-31131-24	006E88-31131-29	006E88-31131-D3	006E81-31131-A1	006E88-31131-A3	002E51-31331-24	002E58-31331-24
12	012E81-33131-24	012E88-33131-29	012E88-33131-D3	012E81-33131-A1	012E88-33131-A3		
24	024E81-33131-24	024E88-33131-29	024E88-33131-D3	024E81-33131-A1	024E88-33131-A3		

ActiFi [®] Composite Cable			Indoor/Outdoor Cable					
Fiber Count	Part Number	Description	Fiber Count	FREEDM [™] One Cable <i>Up to 24 F available</i>		FREEDM LST [™] Cable <i>Up to 24 F available</i>	FREEDM Loose Tube Cable <i>Riser available up to 288 F/Plenum available up to 72 F</i>	
				Riser	Plenum	Riser	Riser	Plenum
2	002Z48-21Z31MB2	Tight-Buffered Plenum, 20 AWG, 2 copper conductors	6	006E8F-31131-29	006E8P-31131-29	006ESF-T4101D20	006EUF-T4101D20	006EWP-T4101D20
2	002Z68-21Y31MB2	Tight-Buffered Plenum, 16 AWG, 2 copper conductors	12	012E8F-3113-29	012E8P-31131-29	012ESF-T4101D20	012EUF-T4101D20	012EWP-T4101D20
4	004Z48-41V31M29	Tight-Buffered Plenum, 18 AWG, 4 copper conductors	24	024E8F-31131-29	024E8P-31131-29	024ESF-T4101D20	024EUF-T4101D20	024EWP-T4101D20

Outdoor Cable				
Fiber Count	Outdoor SST-Ribbon [™] Cable		ALTOS [™] Cable with Binderless [*] FastAccess [®] Technology <i>Up to 72 F available</i>	
	Dielectric	Armored	Dielectric	Armored
6	006ZC4-14100D53	006ZC5-14100D53		
12	012ZC4-14100D53	012ZC5-14100D53	012ZU4-T4F22D20'	012ZUC-T4F22D20'
24	024ZC4-14100D53	024ZC5-14100D53	024ZU4-T4F22D20'	024ZUC-T4F22D20'
48	048ZC4-14100D53	048ZC5-14100D53	048ZU4-T4F22D20'	048ZUC-T4F22D20'
72	072ZC4-14100D53	072ZC5-14100D53	072ZU4-T4F22D20'	072ZUC-T4F22D20'
144	0144ZC4-14100D53	0144ZC5-14100D53		

^{*}Corning's proprietary binderless FastAccess[®] technology refers to the combination of a Corning FastAccess technology jacket with an innovative technology used to bind cable construction through the manufacturing process, eliminating the use of binder yarns and waterblocking tapes.
[†]Contain only Corning[®] SMF-28[®] Ultra fiber.

OS2 (Single-Mode Fiber)

Connectivity	Standard Panels				Pigtailed Cassettes			
	Fiber Count	LC	SC Duplex	ST* Compatible	Fiber Count	LC	SC Duplex	ST Compatible
	6	CCH-CP06-A9	CCH-CP06-S9	CCH-CP06-19T	6	CCH-CS06-A9-P00RE	CCH-CS06-S9-P00RE	CCH-CS06-6T-P00RE
	12	CCH-CP12-A9	CCH-CP12-S9	CCH-CP12-19T	12	CCH-CS12-A9-P00RE	CCH-CS12-S9-P00RE	CCH-CS12-6T-P00RE
	24	CCH-CP24-A9			24	CCH-CS24-A9-P00RE		
	Termination	Performance	LC	SC	ST Compatible	Toolkits		
	UniCam® Connectors UPC	High Performance (0.5 dB maximum)	95-200-99*	95-200-41*	95-200-51*	UniCam™ High-Performance Installation Toolkit	TKT-UNICAM-PFC	
	UniCam Connectors APC	High Performance (0.75 dB maximum)	95-200-94*	95-200-44*				
	Anaerobic Connectors	Standard Performance	95-201-98-SP	95-201-41-SP	95-201-52-SP			
	FuseLite® 2 Connector	Maximum 0.30 dB	FL2-LCU-900-SM-6†	FL2-SCU-900-SM-6†				

*Add "-Z" to UniCam connector part number for 25/pack organizer pack (e.g., 95-050-99-Z). Includes boots for 900 µm only.
†25 packs available of FuseLite 2 by changing the 6 to 25

Hardware	Rack-Mountable Hardware		Hardware Accessories	
	CCH-01U	Closet Connector Housing, 1U, accepts up to two CCH panels or cassettes	SPH-DIN-KIT	DIN Rail Mounting Kit for splice tray holder
	CCH-02U	Closet Connector Housing, 2U, accepts up to four CCH panels or cassettes	ICH-SPLC-2	Splice Tray Holder for ICH-02P
	CCH-03U	Closet Connector Housing, 3U, accepts up to six CCH panels or cassettes	ICH-SPLC-6	Splice Tray Holder for ICH-06P
	CCH-04U	Closet Connector Housing, 4U, accepts up to 12 CCH panels or cassettes	CCHA-LOCK-KIT	Hardware Lock Kit for CCH and WCH housings only
			HDWR-LOCK-KIT	Hardware Lock Kit for LANscape® hardware (not CCH or WCH)
			HDWR-GRND-KIT	Hardware Grounding Kit for LANscape hardware
	Wall-Mountable Hardware			
	SCH-01C	Single-Cassette Housing, holds one CCH cassette		
	SPH-01P	Single-Panel Housing, holds one CCH connector panel		
	WCH-02P	Wall-Mountable Connector Housing, holds two CCH connector panels or cassettes		
	WCH-04P	Wall-Mountable Connector Housing, holds four CCH connector panels or cassettes		
	WCH-06P	Wall-Mountable Connector Housing, holds six CCH connector panels or cassettes		
	EDC-CS-02P-NH*	Environmental Distribution Center, holds two CCH splice cassettes, NEMA 4X		

*EDC also available for order in stainless steel.

OS2 (Single-Mode Fiber)

Hardware

Wall-Mountable Hardware (cont.)	
EDC-12P-NH*	Environmental Distribution Center, holds 12 CCH connector panels, NEMA 4X
ICH-CS-02P	Industrial Connector Housing, holds two CCH splice cassettes, NEMA 3S
ICH-CS-06P	Industrial Connector Housing, holds six CCH splice cassettes, NEMA 3S
ICH-12P	Industrial Connector Housing, holds 12 CCH connector panels, NEMA 3S
SPH-CS12-A9-P00RE	Single-Panel Housing with Panel and 12 single-mode LC UPC pigtails preinstalled
SPH-CS24-A9-P00RE	Single-Panel Housing with Panel and 24 single-mode LC UPC pigtails preinstalled

**EDC also available for order in stainless steel.*

Cable Assemblies


2-Fiber Jumpers, Riser (M length*)	
040402G512000xxxM	LC Duplex to LC Duplex
727202G512000xxxM	SC Duplex to SC Duplex
616102G512000xxxM	ST* Compatible to ST Compatible
047202G512000xxxM	LC Duplex to SC Duplex
617202G512000xxxM	ST Compatible to SC Duplex

**Also available in feet
xxx = jumper length*

Please see **page 20** for compatible accessories

Accessories

Fan-Out Kits		Consumables	
FAN-BT25-06	Buffer Tube Fan-Out Kit, indoor, six fibers, 25-in legs, for use in temperature-controlled environments only	FCC-WIPES	Fiber Optic Wipes
FAN-BT25-12	Buffer Tube Fan-Out Kit, indoor, 12 fibers, 25-in legs, for use in temperature-controlled environments only	FCC-CLEANER-FIBER	Fiber Optic Cleaning Fluid
FAN-OD25-06	Buffer Tube Fan-Out Kit, outdoor, six fibers, 25-in legs, for use in all applications	CLEANER-PORT-LC	Single-Fiber Port Cleaner, LC and keyed LC
FAN-OD25-12	Buffer Tube Fan-Out Kit, outdoor, 12 fibers, 25-in legs, for use in all applications	CLEANER-PORT-2.5	Single-Fiber Port Cleaner, SC and ST* compatible
		2806031-01	Heat-Shrink Fusion-Splice Protectors, single-fiber, 60-mm long, Qty 50
Splice Closures		Accessories for SLiC Closures	
80611486608	Fiber Optic Splice Case 2178-S, 96 single-fusion/288 mass-fusion capacity	2527	Fiber Optic Splice Tray, compatible with 24 single-fusion or 144 mass-fusion splices
80611486525	Fiber Optic Splice Case 2178-LS, 288 single-fusion/864 mass-fusion capacity with four cable entry kits and four ground lugs	SLiC-AC-HB2	Extended Hanger Bracket
80611622681	533 SLiC® Fiber Aerial Closure with no tray		
Test Equipment		Accessories for 2178 Closures	
CHECKPOINT PRO	Fiber Traffic Identifier with indicator	2181-LS	Cable Addition Kit for fiber optic splice case 2178-LS series
VFL-350	Visual Fault Locator, 2.5-mm ferrule adapter	2543-D-288RF Tray	Fiber Optic Splice Tray, 288 ribbon-fiber capacity
		2534-D-96SF tray	Fiber Optic Splice Tray, 96 single-fusion capacity
		Ribbon Cable Accessories	
		RST	Ribbon Splitting Tool
		UAT-3	Universal Access Tool
		HFC-FURC-KIT-C	Base Furcation Kit (Bulk Splicing)
		HFC-FURC-KIT-SUP-1	Supplemental Furcation Kit (Field Termination)



Buffer Tube Fan-Out Kit



LC Port Cleaner



Ribbon Splitting Tool

How to Build a Cable Part Number

ALTOS® Outdoor Cable



1 Select fiber count

ALTOS® Dielectric

- Single jacket with FastAccess® binderless* technology (12-72)
- Single jacket with FastAccess (6-288)
- Single jacket (6-432)
- Double jacket (6-288)

ALTOS Armored

- Single jacket, single armor with FastAccess (12-72)
- Single jacket, single armor (6-432)
- Double jacket, double armor (12-288)
- Triple jacket, double armor (12-288)

ALTOS Low Temperature

- Single jacket (12-288)
- Single jacket, single armor (12-288)
- Double jacket, single armor (12-288)

2 Select fiber code

- K = 62.5 µm Multimode (OM1)
- T = 50 µm Multimode (OM2/OM3/OM4)
- E = Single-mode (G.652.D)
- L = Single-mode (G.652.D) Corning® SMF-28e+® LL
- Z = Single-mode (G.652.D/G.657.A1) Corning® SMF-28® Ultra
- P = Single-mode (G.652) SMF-28 ULL
- F = Single-mode (G.655) Corning® LEAF®

3 Defines cable type

U = ALTOS loose tube cable with 2.55 mm buffer tubes

4 Select outer jacket.

- 4 = All-dielectric
- 5 = Double jacket, single armor
- 6 = Triple jacket, double armor (12-216)
- C = Single jacket, single armor (6-288)
- D = Double jacket, double armor (12-216)
- E = Double jacket, all-dielectric

5 Select fiber placement

- T = 12 fibers/buffer tube (standard)
- 6 = 6 fibers/buffer tube

6 Select length markings

- 3 = Markings in meters
- 4 = Markings in feet (standard)

7 Select tensile strength/special jacket feature

- 1 = 2700N/600 lbf (standard)
- 7 = ALTOS cable with FastAccess technology
- F = Binderless® FastAccess technology

8 Select performance option code

- 30 = 62.5 µm Multimode (OM1)
- 31 = 50 µm Multimode (OM2)
- 80 = 50 µm Multimode (OM3)
- 90 = 50 µm Multimode (OM4)
- 01 = Single-mode (OS2)
(max. attenuation 0.4/0.4/.03 dB/km)
- 00 = Single-mode (OS2)
(max. attenuation 0.4/0.4/.03 dB/km)
- 22 = Single-mode (OS2)
(max. attenuation 0.4/0.4/.03 dB/km)
- 19 = Single-mode (Ultra Low-Loss)
(max. attenuation 0.4/0.4/.03 dB/km)
- 01 = Single-mode NSDSF†
(max. attenuation 0.4/0.4/.03 dB/km)

9 Select cable type

- D = Gel-free cable
- A = Gel-filled cable
- F = ALTOS gel-free low-temperature cable
- C = ALTOS gel-filled low-temperature cable

10 Defines special requirements

- 20 = No special requirements

*Corning's proprietary binderless FastAccess® technology refers to the combination of a Corning FastAccess technology jacket with an innovative technology used to bind cable construction through the manufacturing process, eliminating the use of binder yarns and waterblocking tapes.

†Non-zero dispersion-shifted single-mode fiber

How to Build a Cable Part Number

FREEDM®/LSZH™ Indoor/Outdoor Loose Tube Cable



1 Select fiber count

FREEDM®

Plenum (12-72)
Riser (12-288)

FREEDM with Interlocking Armor

Plenum (12-72)
Riser (12-288)

FREEDM LST™

Plenum (2-12)
Riser (2-24)

FREEDM LST with Interlocking Armor

Riser (2-24)

LSZH™

Single jacket (12-288)
Double jacket (12-288)
Corrugated armor (12-288)
Interlocking armor (12-288)
Double jacket rodent-resistant (12-288)

Industrial LSZH Tray-Rated

Single jacket (12-288)
Double jacket (12-288)
Double jacket, corrugated armor (12-288)
Double jacket, interlocking armor (12-288)
Double jacket rodent-resistant (12-288)
Mining and petrochemical (12-288)
Oil-resistant armor (12-288)
Oil-resistant light armor (12-288)

2 Select fiber code

K = 62.5 µm Multimode (OM1)
T = 50 µm Multimode (OM2/OM3/OM4)
E = Single-mode (G.652.D) Corning® SMF-28e+®
Z = Single-mode (G.652.D/G.657A1) Corning® SMF-28® Ultra bend-insensitive fiber

3 Select cable type

U = FREEDM riser loose tube gel-free
S = FREEDM LST gel-free ≤ 12
W = FREEDM plenum loose tube gel-free

4 Select outer jacket

K = LSZH/riser double jacket
L = LSZH double jacket
V = LSZH double jacket, corrugated single armor
Z = LSZH single jacket
P = Indoor/outdoor plenum
F = Indoor/outdoor riser

5 Select fiber placement

T = 12 fibers/buffer tube (standard)
6 = 6 fibers/buffer tube

6 Select length markings

3 = Markings in meters
4 = Markings in feet (standard)

7 Defines tensile strength/ special jacket feature

1 = See specifications

8 Select performance option code

30 = 62.5 µm Multimode (OM1)
31 = 50 µm Multimode (OM2)
80 = 50 µm Multimode (OM3)
90 = 50 µm Multimode (OM4)
91 = 50 µm Multimode (OM4+)
01 = Single-mode (OS2)

9 Select cable type

D = FREEDM loose tube gel-free cable
A = Loose tube gel-filled cable
C = Loose tube gel-filled cable
F = Loose tube gel-free cable, low-temperature

10 Select special requirements

20 = No special requirements
A1 = Interlocking armor with riser-rated outer jacket
A3 = Interlocking armor with plenum-rated outer jacket
2N = Tray-rated/industrial
2M = Mining and petrochemical
AN = Industrial cable with interlocking armor
AZ = LSZH with interlocking armor
FZ = Rodent-resistant

How to Build a Cable Part Number

FREEDM® One Indoor/Outdoor Tight-Buffered Cable



1 Select fiber count

FREEDM® One

Plenum (2-24)

Riser (2-24)

FREEDM One with Interlocking Armor

Plenum (2-24)

Riser (2-24)

FREEDM One Unitized

Plenum (72-144)

Riser (72-144)

FREEDM One Unitized with Interlocking Armor

Plenum (72-144)

Riser (72-144)

2 Select fiber code

K = 62.5 µm Multimode (OM1)

T = 50 µm Multimode (OM2/OM3/OM4)

E = Single-mode (G.652.D) Corning® SMF-28e+®

Z = Single-mode (G.652.D/G.657.A1) Corning® SMF-28® Ultra bend-insensitive fiber

3 Defines cable type

8 = FREEDM One cable

4 Select outer jacket.

P = Indoor/outdoor plenum

F = Indoor/outdoor riser

5 Defines fiber placement

3 = Standard for FREEDM One plenum and riser cables

6 = 6-fiber subunits for 36 and 48 fibers

T = 12-fiber subunits for 72 fibers

Y = 24-fiber subunits for 96 and 144 fibers

6 Defines length markings

1 = Marking in feet (standard) ≤ 24, 36, and 48 fibers

3 = Marking in ft for 72, 96, and 144 fibers

7 Defines tensile strength/ special jacket feature

1 = See specifications

8 Select performance option code

30 = 62.5 µm Multimode (OM1)

31 = 50 µm Multimode (OM2)

80 = 50 µm Multimode (OM3)

90 = 50 µm Multimode (OM4)

91 = 50 µm Multimode (OM4+)

01 = Single-mode (OS2)

9 Defines cable type

- = FREEDM One cable

10 Select special requirements

29 = No special requirements

A1 = Interlocking armor with riser-rated outer jacket

A3 = Interlocking armor with plenum-rated outer jacket

How to Build a Ribbon Part Number

SST-Ribbon™ Gel-Free Cables SST-UltraRibbon™ Gel-Free Cables



1 Select fiber count

Note: 024-216 is for the SST-Ribbon™ cable and 288-864 is for the SST-UltraRibbon™ cable type

024	144	432
048	216	576
072	288	720
096	360	864

2 Defines fiber type

E = Single-mode (OS2) Corning® SMF-28e+*
Z = Single-mode (OS2) Corning® SMF-28*
Ultra fiber

3 Defines cable type

C = SST-Ribbon
V = SST-UltraRibbon

4 Select cable type

4 = All-dielectric
5 = Single-jacket, single-armored

5 Defines fiber placement

1 = Standard for ribbon cables

6 Defines length markings

4 = Markings in feet (standard)
3 = Markings in meters

7 Defines tensile strength

1 = 2700 N/600 lb (standard)

8 Select performance option code

01 = Single-mode (OS2)
(Max. attenuation 0.4/0.4/0.3 dB/km)
00 = Single-mode (OS2)
(Max. attenuation 0.35/0.35/0.25 dB/km)

9 Defines cable type

D = Gel-Free Cable

10 Defines special requirements

53 = Standard jacket print plus SOC code

How to Build a Cable Part Number

MIC® Indoor Tight-Buffered Cable



1 Select fiber count

MIC®

Plenum (2-24)

Riser (2-24)

MIC with Interlocking Armor

Plenum (2-24)

Riser (2-24)

MIC DX

Plenum ONLY (6-24)

MIC Unitized

Plenum (36-144)

Riser (36-144)

MIC Unitized with Interlocking Armor

Plenum (36-144)

Riser (36-144)

2 Select fiber code

K = 62.5 µm Multimode (OM1)

T = 50 µm Multimode (OM2/OM3/OM4)

E = Single-mode (G.652.D) Corning® SMF-28e+®

Z = Single-mode (G.652.D/G.657.A1) Corning® SMF-28® Ultra bend-insensitive fiber

3 Defines cable type

8 = Standard for MIC cable

4 Select outer jacket

1 = Standard for riser

8 = Standard for plenum

5 Select fiber code

3 = Standard ≤ 24 fibers

6 = 6 fibers per subunit (36 and 48 fibers)

T = 12 fibers per subunit (60 and 72 fibers)

Y = 24 fibers per subunit (96 and 144 fiber)

6 Select length markings

2-24 F

1 = Markings in feet (fiber counts ≤ 10)

3 = Markings in feet (fiber counts > 10)

36-144 F

1 = Markings in feet for 36-48

3 = Marking in feet for 60, 72, 96, and 144 fibers

7 Defines tensile strength/ special jacket feature

1 = See specifications

8 Select performance option code

30 = 62.5 µm Multimode (OM1)

31 = 50 µm Multimode (OM2)

80 = 50 µm Multimode (OM3)

90 = 50 µm Multimode (OM4)

91 = 50 µm Multimode (OM4+)

01 = Single-mode (OS2)

9 Defines cable type

- = Standard for MIC cable

10 Select special requirements

24 = Standard for MIC riser

29 = Standard for MIC plenum

A1 = Aluminum interlocking armor with riser-rated outer jacket

A3 = Aluminum interlocking armor with plenum-rated outer jacket

D3 = All-dielectric armor plenum

How to Build an ActiFi® Part Number

ActiFi Flame Retardant Composite Cable



1 Select fiber count

002 = 2 fiber
004 = 4 fiber
006 = 6 fiber
008 = 8 fiber
012 = 12 fiber
024 = 24 fiber

2 Select fiber type

U = Corning® ClearCurve® ZBL (OS2)
Z = Corning® SMF-28® Ultra fiber (OS2)

3 Select cable construction

4 = 900 µm tight-buffered fiber
6 = Single-fiber cable 2.0 mm
T = MIC® 250 2.0
D = 3.0 mm MIC 250

4 Defines outer jacket

8 = Plenum indoor
F = Indoor/outdoor riser

5 Select number of copper conductors

2 = 2 conductors
4 = 4 conductors
6 = 6 conductors
M = 12 conductors

6 Select unit of measure

1 = Feet
2 = Meter

7 Select cable construction

W = 3.0 mm MIC 250 2.0 with 12 AWG
X = 3.0 mm MIC 250 2.0 with 14 AWG
Y = MIC 250 2.0 with 16 AWG
V = MIC 250 2.0 with 18 AWG
Z = MIC 250 2.0 with 20 AWG

8 Select performance option code


01 = Single-mode (OS2) loose tube
31 = Single-mode (OS2) tight buffer

9 Defines cable construction

M = Hybrid (composite) cable

10 Select print code

20 = No special requirements, loose tube
29 = No special requirements, tight buffer
A3 = Interlocking armor with plenum-rated outer jacket
A1 = Interlocking armor w/ riser-rated outer jacket



How to Build a Housing Part Number



1 Select housing type

Rack-mountable housing

CCH = Closet connector housing

Wall-mountable housing

WCH = Wall-mountable connector housing

ICH = Industrial connector housing (NEMA 3S & IP64)

EDC = Environmental distribution housing (NEMA 4X & IP66)

2 Select quantity

Rack-mountable housing number of rack units

01U = 1 rack unit

03U = 3 rack units

02U = 2 rack units

04U = 4 rack units

Wall-mountable housing number of panels

01P = 2 panels

06P = 6 panels

04P = 4 panels

12P = 12 panels

How to Build a CCH Pigtailed Cassette Part Number

C C H – C S – – P 0 0

1 **2** **3** **4**

1 Select fiber count*

06 = 6 fibers 16 = 16 fibers
08 = 8 fibers 24 = 24 fibers
12 = 12 fibers

2 Select adapter code[†]

(See Adapter/Connector Code Options table on page 30).

3 Select fiber type

K = 62.5 μ m Multimode (OM1)
B = 50 μ m Multimode (OM2)
T = 50 μ m Multimode (OM3)

Q = 50 μ m Multimode (OM4)
R = Single-mode (OS2)

4 Select splicing type

E = Single-fiber splicing
J = Ribbon splicing (only for fiber counts of 12 or 24)

*Available fiber count for desired adapter is available in table on page 30.

[†]Shuttered LC only available in OS2/OM3/OM4.

How to Build a CCH Panel Part Number



1 Select fiber count*

- | | |
|----------------|-----------------|
| 06 = 6 fibers | 36 = 36 fibers |
| 08 = 8 fibers | 72 = 72 fibers |
| 12 = 12 fibers | 96 = 96 fibers |
| 16 = 16 fibers | E4 = 144 fibers |
| 24 = 24 fibers | |

2 Select adapter code[†]

(See Adapter/Connector Code Options table on page 30).

**Available fiber count for desired adapter is available in table on page 30.*
[†]Shuttered LC only available in OS2/OM3/OM4.


Adapter/Connector Code Options

Adapter Code	Fiber Type	Alignment	Housing	Fiber per Adapter	Available Fiber/Panel Counts									
					6	8	12	16	24	36	72	96	144	
Shuttered LC Duplex														
AE	Single-mode UPC (OS2)	Ceramic	Composite	2			x		x					
AD	50 μm Multimode (OM1)	Ceramic	Composite	2			x		x					
LC Duplex														
A8	62.5 μm Multimode (OM1)	Ceramic	Composite	2	x	x	x	x	x					
D3	50 μm Multimode (OM2)	Ceramic	Composite	2	x	x	x	x	x					
E4	50 μm Multimode (OM3/OM4)	Ceramic	Composite	2	x	x	x	x	x					
A9	Single-mode UPC (OS2)	Ceramic	Composite	2	x	x	x	x	x					
B3	Single-mode APC (OS2)	Ceramic	Composite	2	x	x	x	x	x					
SC Duplex														
91	62.5 μm Multimode (OM1)	Metal	Composite	2	x	x	x							
G7	50 μm Multimode (OM2)	Ceramic	Composite	2	x	x	x							
E7	50 μm Multimode (OM3/OM4)	Ceramic	Composite	2	x	x	x							
59	Single-mode UPC (OS2)	Ceramic	Composite	2	x	x	x							
D9	Single-mode APC (OS2)	Ceramic	Composite	2	x	x	x							
SC														
56	62.5 μm Multimode (OM1)	Metal	Composite	1	x	x	x							
G6	50 μm Multimode (OM2)	Ceramic	Composite	1	x	x	x							
E6	50 μm Multimode (OM3/OM4)	Ceramic	Composite	1	x	x	x							
3C	Single-mode UPC (OS2)	Ceramic	Composite	1	x	x	x							
6C	Single-mode APC (OS2)	Ceramic	Composite	1	x	x	x							
ST* Compatible Connector														
5T	62.5 μm Multimode (OM1)	Ceramic	Metal	1	x	x	x							
G5	50 μm Multimode (OM2)	Ceramic	Metal	1	x	x	x							
H3	50 μm Multimode (OM3/OM4)	Ceramic	Metal	1	x	x	x							
6T	Single-mode UPC (OS2)	Ceramic	Metal	1	x	x	x							
FC														
11	Single-mode UPC (OS2)	Metal	Metal	1	x	x	x							
21	Single-mode APC (OS2)	Metal	Metal	1	x	x	x							
MTP* Connector														
69	62.5 μm Multimode (OM1)	N/A	Composite	12							x	x	x	x
G3	50 μm Multimode (OM2)	N/A	Composite	12							x	x	x	x
E3	50 μm Multimode (OM3/OM4)	N/A	Composite	12							x	x	x	x
90	Single-mode UPC (OS2)	N/A	Composite	12							x	x	x	x

Fiber Type	Housing Color	Housing Color, MTP®
62.5 µm Multimode (OM1)	Beige	Black
50 µm Multimode (OM2)	Black	Black
50 µm Multimode (OM3/OM4)	Aqua	Aqua
Single-mode UPC (OS2)	Blue	Black
Single-mode APC (OS2)	Green	Black



How to Build a UniCam® Connector Part Number



1 Fiber type

000 = 62.5 μ m
050 = 50 μ m
200 = 8.3 μ m (OS2)

2 Connector type*

99 = LC
99-X = LC (OM3/OM4)
94 = LC APC
41 = SC

41-X = SC (OM3/OM4)
44 = SC APC
51 = ST® compatible
51-X = ST (OM3/OM4)

*add -Z for Z pack (Qty 25)

How to Build a FuseLite® 2 Splice-On Connector



1 Select connector type

SC (MM), SCU or SCA (SM)
LC (MM), LCU or LCA (SM)
ST® (MM) or STU (SM)

2 Select cable construction

900 μ m = 900
2 mm = 2 MM (LC Only)
2/3 mm = 2-3 MM (SC or ST)

3 Select select fiber type

OM1
OM4
SM

4 Select number of connectors

06 = 6-pack of connectors
25 = 25-pack or connectors

How to Build an Anaerobic Cure Connector



1 Select fiber type

051 = 50 μm
101 = 62.5 μm
201 = 052 μm

2 Select connector type

41 = SC
52 = ST® compatible
98 = LC
61 = FC

3 Defines fiber type (Multimode ONLY)

X = OM3/OM4

Data Centers

Corning® CleanAdvantage™ Technology

EDGE™ Portfolio Overview

Transmission Performance/Insertion Loss

EDGE Solutions: OM3
50 µm Multimode Fiber


EDGE Solutions: OS2
Single-Mode Fiber

EDGE8 Solutions: OS2
Single-Mode Fiber

EDGE Solutions: OM4
50 µm Multimode Fiber

EDGE8® Solutions: OM4
50 µm Multimode Fiber

To learn more, visit us at
www.corning.com/data-center/worldwide/en/home.html



Corning takes care of the cleaning process for you!

As a leader in optical fiber and connectivity, Corning understands the value of clean connectors. That's why we developed a new factory cleaning and sealing process, Corning® CleanAdvantage™ technology, ensuring a pristine end face upon first use for all our EDGE™ and EDGE8® solutions. So, go ahead and uncap that CleanAdvantage connector and connect with confidence.



Save up to **17%** install time

No need for cleaning or visual inspection before the first install.



Save up to **95%** on consumables

No cleaning pens, cassettes, or wipes necessary.



Minimizes debris transfer

Reduces the risk of debris transfer on the end face, minimizing signal degradation.

EDGE™
EDGE8®

Standardized offering

High density paired with high performance at no extra cost.

Learn more at www.corning.com/cleanadvantage

A Solution for Every Data Center

Because every data center is unique, EDGE™ and EDGE8® solutions offer a family of modular, tip-to-tip connectivity options that are uniquely configurable. Our solutions include cabling, housings, modules, panels, and jumpers.

EDGE and EDGE8 offer faster, simpler installation, higher density, superior cable management, easier moves, adds, and changes (MAC), as well as more flexible migration paths than competing data center solutions. Each solution set supports a different approach to data center management. No matter what you need, there's a Corning solution that's ideal for your project.

Corning's EDGE Solutions



EDGE™



EDGE8®

Base	Base-12	Base-8
MTP* Multiples	12	8
1U Capacity (LC)	96 Fibers	96 Fibers
1U-SP Capacity (LC)	144 Fibers	144 Fibers
2U Capacity (LC)	288 Fibers	288 Fibers
4U Capacity (LC)	576 Fibers	576 Fibers
1U Capacity (MTP)	576 Fibers*	384 Fibers†
1U-SP Capacity (MTP)	864 Fibers*	576 Fibers†
2U Capacity (MTP)	1,728 Fibers*	1,152 Fibers†
4U Capacity (MTP)	3,456 Fibers*	2,304 Fibers†
Locking Option	Yes	Yes
Application	1G/10G MM 1G/10G/100G SM 40G/100G BiDi 40G/100G/400G SR4/MM‡ 40G PLR4/SM‡ 100G PSM4/SM‡ 400G DR4/SM‡	1G/10G MM 1G/10G/100G SM 40G/100G BiDi 40G/100G/400G SR4/MM‡ 40G PLR4/SM‡ 100G PSM4/SM‡ 400G DR4/SM‡

*12-fiber MTP — 72-fiber panel

†8-fiber MTP — 32-fiber panel

‡ EDGE8 solutions is optimized for high-speed parallel transmission protocols

Transmission Performance/Insertion Loss

	OM3/OM4	OM5	OS2	Maximum Insertion Loss (dB)	OM3/OM4	OM5	OS2
Optical Fiber Type	50 µm Multimode	50 µm Multimode	Single-Mode	Connected Mated Pairs LC	0.15	0.15	0.25
Wavelength (nm)	850	850	1310/1550	MTP® Connector	0.35	0.35	0.75
Maximum Attenuation (dB/km)	2.8	2.8	0.4/0.3	EDGE™ Modules/Harnesses*	0.5	0.5	1.0
Minimum Effective Modal Bandwidth (MHz•km)	2000/4700	2000/4700	– / –	EDGE8® Modules/Harnesses	0.35	0.35	0.60

*Note: EDGE products are also available in ULL.

Ethernet Data Rate	Nomenclature	Fiber Type	Maximum Link Length (m)
1G	1000BASE-SX	OM3	1000
10G	10GBASE-SR	OM3/OM4/OM5	300/400/400
40G	40GBASE-SR4	OM3/OM4/OM5	100/150*/150*
100G	100GBASE-SR10	OM3/OM4/OM5	100/150/150
100G	100GBASE-SR4	OM3/OM4/OM5	100/150/150

Fibre Channel Data Rate	Nomenclature	Fiber Type	Maximum Link Length (m)
4 Gb/s	400-M5E-SN-I 400-M5F-SN-I	OM3/OM4/OM5	380/400/400
8 Gb/s	800-M5E-SN-I 800-M5F-SN-I	OM3/OM4/OM5	150/190/190
16 Gb/s	1600-M5E-SN-I 1600-M5F-SN-I	OM3/OM4/OM5	100/125/125
32 Gb/s	3200-M5E-SN-S 3200-M5F-SN-I	OM3/OM4/OM5	70/100/100
128 Gb/s	128GFC-SW4	OM3/OM4/OM5	70*/100*/100*

*Assumes connector-loss budget of 1 dB.

For more information about OM5 deployments, visit www.corning.com/wide-band-multimode

EDGE™ Solutions: OM3 (50 μ m Multimode Fiber)

Trunks

Non-Armored Plenum Trunks with Corning® CleanAdvantage™, 33-in Leg Length, Non-Pinned MTP® PRO to Non-Pinned MTP PRO Connector with Push-Pull Boot, Pulling Grip One Side	
Fiber Count	Catalog Part Number
12	G757512TPNDDUxxxF
24	G757524TPNDDUxxxF
48	G757548TPNDDUxxxF
72	G757572TPNDDUxxxF
96	G757596TPNDDUxxxF
144	G7575E4TPNDDUxxxF
192	G7575K2TPNDDUxxxF
288	G7575U8TPNDDUxxxF
432	G7575AKTPNDDUxxxF
576	G7575AZTPNDDUxxxF

Notes:

- xxx = cable length of 005-999 ft.
- 1-ft increments measured from furcation plug to furcation plug.
- Lengths beyond 999 ft available.

Harnesses

Harnesses with CleanAdvantage – Pinned	
H937912TPH-1AxxxF	EDGE™ MTP® to LC Staggered Harness, 12 F, 50 μ m multimode (OM3), MTP PRO connector with push-pull boot (pinned) to LC uniboot, type-A polarity, type 1 stagger, xxx ft
H937912TPH-2AxxxF	EDGE MTP to LC Staggered Harness, 12 F, 50 μ m multimode (OM3), MTP PRO connector with push-pull boot (pinned) to LC uniboot, type-A polarity, type 2 stagger, xxx ft
H937912TPH-3AxxxF	EDGE MTP to LC Staggered Harness, 12 F, 50 μ m multimode (OM3), MTP PRO connector with push-pull boot (pinned) to LC uniboot, type-A polarity, type 3 stagger, xxx ft
H937912TPH-4AxxxF	EDGE MTP to LC Staggered Harness, 12 F, 50 μ m multimode (OM3), MTP PRO connector with push-pull boot (pinned) to LC uniboot, type-A polarity, type 4 stagger, xxx ft
H937912TPH-5AxxxF	EDGE MTP to LC Staggered Harness, 12 F, 50 μ m multimode (OM3), MTP PRO connector with push-pull boot (pinned) to LC uniboot, type-A polarity, type 5 stagger, xxx ft
Harnesses with CleanAdvantage – Non-Pinned	
H757912TPH-1BxxxF	EDGE MTP to LC Staggered Harness, 12 F, 50 μ m multimode (OM3), MTP PRO connector with push-pull boot (non-pinned) to LC uniboot, type-B polarity, type 1 stagger, xxx ft
H757912TPH-2BxxxF	EDGE MTP to LC Staggered Harness, 12 F, 50 μ m multimode (OM3), MTP PRO connector with push-pull boot (non-pinned) to LC uniboot, type-B polarity, type 2 stagger, xxx ft
H757912TPH-3BxxxF	EDGE MTP to LC Staggered Harness, 12 F, 50 μ m multimode (OM3), MTP PRO connector with push-pull boot (non-pinned) to LC uniboot, type-B polarity, type 3 stagger, xxx ft
H757912TPH-4BxxxF	EDGE MTP to LC Staggered Harness, 12 F, 50 μ m multimode (OM3), MTP PRO connector with push-pull boot (non-pinned) to LC uniboot, type-B polarity, type 4 stagger, xxx ft
H757912TPH-5BxxxF	EDGE MTP to LC Staggered Harness, 12 F, 50 μ m multimode (OM3), MTP PRO connector with push-pull boot (non-pinned) to LC uniboot, type-B polarity, type 5 stagger, xxx ft

Notes:

- For stagger selection, reference applications engineering note AEN157.
- xxx = harness length up to 20 ft.

Panels/Modules

Panels	
EDGE-CP24-E3	24-Fiber MTP Adapter Panel
EDGE-CP48-E3	48-Fiber MTP Adapter Panel
EDGE-CP72-U3	72-Fiber MTP Adapter Panel

Modules with CleanAdvantage	
ECM-UM12-05-93T	12-Fiber LC Duplex to Pinned MTP
ECM-UM12-05-93T-ULL	Ultra-low-loss 12-Fiber LC Duplex to Pinned MTP

Tap Modules	
ETM-5A-Q	EDGE Tap Module, type-A (LC to LC), OM4, 50/50 split ratio
ETM-5B-Q	EDGE Tap Module, type-B (MTP to LC), OM4, 50/50 split ratio
ETM-5C-Q	EDGE Tap Module, type-C (MTP to MTP), OM4, 50/50 split ratio
ETM-7A-Q	EDGE Tap Module, type-A (LC to LC), OM4, 70/30 split ratio
ETM-7B-Q	EDGE Tap Module, type-B (MTP to LC), OM4, 70/30 split ratio
ETM-7C-Q	EDGE Tap Module, type-C (MTP to MTP), OM4, 70/30 split ratio



EDGE Trunk Cable



EDGE Tap Module



EDGE 4U Housing

EDGE™ Solutions: OM3 (50 μm Multimode Fiber)

Hardware

Rack-Mountable Hardware	
EDGE-01U	EDGE™ HD Housing, 1U, holds eight modules or panels
EDGE-01U-SP	EDGE HD Housing, 1U, holds 12 modules or panels
EDGE-02U	EDGE HD Housing, 2U, holds 24 modules or panels
EDGE-04U	EDGE HD Housing, 4U, holds 48 modules or panels
Rack-Less Brackets	
EDGE-BKT-WT-2RU	EDGE Housing Mounting Bracket for wire tray, 2U
EDGE-BKT-WT-4RU	EDGE Housing Mounting Bracket for wire tray, 4U
EDGE-BKT-LR-2RU	EDGE Housing Mounting Bracket for ladder rack, 2U
EDGE-BKT-LR-4RU	EDGE Housing Mounting Bracket for ladder rack, 4U

Jumpers

OM3 Jumpers	
797902TD120001M	Reverse Polarity LC Uniboot Jumper, 1 m
797902TD120002M	Reverse Polarity LC Uniboot Jumper, 2 m
797902TD120003M	Reverse Polarity LC Uniboot Jumper, 3 m
Jumper in a Box	
7979-OM3-B70-01M	Reverse Polarity LC Uniboots, 1 m, Qty 70
7979-OM3-B70-02M	Reverse Polarity LC Uniboots, 2 m, Qty 70
7979-OM3-B70-03M	Reverse Polarity LC Uniboots, 3 m, Qty 70

Note: Other lengths available for jumper in a box, ask SE/Custom Care

Non-Pinned MTP® PRO to Non-Pinned MTP PRO Connector with Push-Pull Boot Jumpers and Corning® CleanAdvantage™	
J757512TE8-NAxxxF	Type-A Jumper, xxx ft
J757512TE8-NBxxxF	Type-B Jumper, xxx ft
Non-Pinned MTP PRO to Pinned MTP PRO Connector with Push-Pull Boot Jumpers and CleanAdvantage	
J759312TE8-NAxxxF	Type-A Jumper, xxx ft
J759312TE8-NBxxxF	Type-B Jumper, xxx ft
Pinned MTP PRO to Pinned MTP PRO Connector with Push-Pull Boot Jumpers and CleanAdvantage	
J939312TE8-NAxxxF	Type-A Jumper, xxx ft
J939312TE8-NBxxxF	Type-B Jumper, xxx ft

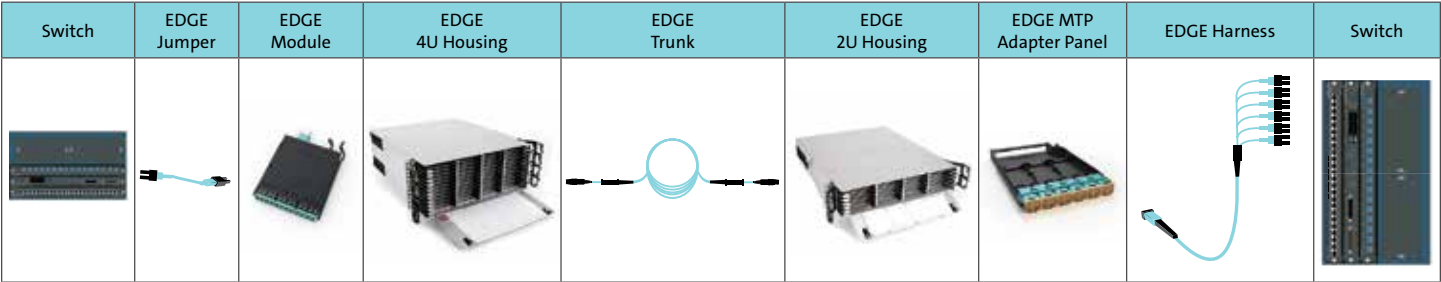
Notes:

- xxx = jumper length.
- For parallel optics and port breakout applications' pinning and polarity, please reference applications engineering notes AEN151 and AEN152.

Additional Products

Consumables		Test Equipment		MTP PRO Products	
2104466-01	MTP® Connector and Adapter Cleaner	CHECKPOINT PRO BIF	CheckPoint Pro for bend-insensitive, multimode, and single-mode fibers	MTPPRO-TOOL	Field tool to perform pinning and polarity changes of MTP PRO connectors
CLEANER-PORT-2.5	Single-Fiber Port Cleaner, SC			MTPPRO-PEX-MME-NOPINS	MTP PRO Pin Exchanger Kit, Multimode MTP Elite, 10 empty exchanger (without pins)
CLEANER-PORT-LC	Single-Fiber Port Cleaner, LC and keyed LC	VFL-350	Visual Fault Locator, 2.5-mm adapter	MTPPRO-PEX-MME-PINS	MTP PRO Pin Exchanger Kit, Multimode MTP Elite, 10 loaded exchangers (with pins)

EDGE Solutions Fiber Optic Link



EDGE™ Solutions: OM4 (50 μ m Multimode Fiber)

Trunks

Non-Armored Plenum Trunks with Corning® CleanAdvantage™, 33-in Leg Length, Non-Pinned MTP® PRO to Non-Pinned MTP PRO with Push-Pull Boot, Pulling Grip One Side	
Fiber Count	Catalog Part Number
12	G757512QPNDUxxxF
24	G757524QPNDUxxxF
48	G757548QPNDUxxxF
72	G757572QPNDUxxxF
96	G757596QPNDUxxxF
144	G7575E4QPNDUxxxF
192	G7575K2QPNDUxxxF
288	G7575U8QPNDUxxxF
432	G7575AKQPNDUxxxF
576	G7575AZQPNDUxxxF

Notes:

- xxx = cable length of 005-999 ft.
- 1-ft increments measured from furcation plug to furcation plug.
- Lengths beyond 999 ft available.

Harnesses

Harnesses with CleanAdvantage – Pinned	
H937912QPH-1AxxxF	EDGE™ MTP® to LC Staggered Harness, 12 F, 50 μ m multimode (OM4), MTP PRO with push-pull boot (pinned) to LC uniboot, type-A polarity, type 1 stagger, xxx ft
H937912QPH-2AxxxF	EDGE MTP to LC Staggered Harness, 12 F, 50 μ m multimode (OM4), MTP PRO with push-pull boot (pinned) to LC uniboot, type-A polarity, type 2 stagger, xxx ft
H937912QPH-3AxxxF	EDGE MTP to LC Staggered Harness, 12 F, 50 μ m multimode (OM4), MTP PRO with push-pull boot (pinned) to LC uniboot, type-A polarity, type 3 stagger, xxx ft
H937912QPH-4AxxxF	EDGE MTP to LC Staggered Harness, 12 F, 50 μ m multimode (OM4), MTP PRO with push-pull boot (pinned) to LC uniboot, type-A polarity, type 4 stagger, xxx ft
H937912QPH-5AxxxF	EDGE MTP to LC Staggered Harness, 12 F, 50 μ m multimode (OM4), MTP PRO with push-pull boot (pinned) to LC uniboot, type-A polarity, type 5 stagger, xxx ft
Harnesses with CleanAdvantage – Non-Pinned	
H757912QPH-1BxxxF	EDGE MTP to LC Staggered Harness, 12 F, 50 μ m multimode (OM4), MTP PRO with push-pull boot (non-pinned) to LC uniboot, type-B polarity, type 1 stagger, xxx ft
H757912QPH-2BxxxF	EDGE MTP to LC Staggered Harness, 12 F, 50 μ m multimode (OM4), MTP PRO with push-pull boot (non-pinned) to LC uniboot, type-B polarity, type 2 stagger, xxx ft
H757912QPH-3BxxxF	EDGE MTP to LC Staggered Harness, 12 F, 50 μ m multimode (OM4), MTP PRO with push-pull boot (non-pinned) to LC uniboot, type-B polarity, type 3 stagger, xxx ft
H757912QPH-4BxxxF	EDGE MTP to LC Staggered Harness, 12 F, 50 μ m multimode (OM4), MTP PRO with push-pull boot (non-pinned) to LC uniboot, type-B polarity, type 4 stagger, xxx ft
H757912QPH-5BxxxF	EDGE MTP to LC Staggered Harness, 12 F, 50 μ m multimode (OM4), MTP PRO with push-pull boot (non-pinned) to LC uniboot, type-B polarity, type 5 stagger, xxx ft

Notes:

- For stagger selection, reference applications engineering note AEN157.

- xxx = harness length up to 20 ft.

Panels/Modules

Panels	
EDGE-CP24-E3	24-Fiber MTP Adapter Panel
EDGE-CP48-E3	48-Fiber MTP Adapter Panel
EDGE-CP72-U3	72-Fiber MTP Adapter Panel

Modules with Clean Advantage	
ECM-UM12-05-93Q	12-Fiber LC Duplex to Pinned MTP
ECM-UM12-05-93Q-ULL	Ultra-Low-Loss 12-Fiber LC Duplex to Pinned MTP

Tap Modules	
ETM-5A-Q	EDGE Tap Module, type-A (LC to LC), OM4, 50/50 split ratio
ETM-5B-Q	EDGE Tap Module, type-B (MTP to LC), OM4, 50/50 split ratio
ETM-5C-Q	EDGE Tap Module, type-C (MTP to MTP), OM4, 50/50 split ratio
ETM-7A-Q	EDGE Tap Module, type-A (LC to LC), OM4, 70/30 split ratio
ETM-7B-Q	EDGE Tap Module, type-B (MTP to LC), OM4, 70/30 split ratio
ETM-7C-Q	EDGE Tap Module, type-C (MTP to MTP), OM4, 70/30 split ratio



EDGE Module



EDGE Tap Module



EDGE 4U Housing

EDGE™ Solutions: OM4 (50 μm Multimode Fiber)

Hardware

Rack-Mountable Hardware	
EDGE-01U	EDGE™ HD Housing, 1U, holds eight modules or panels
EDGE-01U-SP	EDGE HD Housing, 1U, holds 12 modules or panels
EDGE-02U	EDGE HD Housing, 2U, holds 24 modules or panels
EDGE-04U	EDGE HD Housing, 4U, holds 48 modules or panels
Rack-Less Brackets	
EDGE-BKT-WT-2RU	EDGE Housing Mounting Bracket for wire tray, 2U
EDGE-BKT-WT-4RU	EDGE Housing Mounting Bracket for wire tray, 4U
EDGE-BKT-LR-2RU	EDGE Housing Mounting Bracket for ladder rack, 2U
EDGE-BKT-LR-4RU	EDGE Housing Mounting Bracket for ladder rack, 4U

Jumpers

OM4 Jumpers	
797902QD120001M	Reverse Polarity LC Uniboot Jumper, 1 m
797902QD120002M	Reverse Polarity LC Uniboot Jumper, 2 m
797902QD120003M	Reverse Polarity LC Uniboot Jumper, 3 m
Jumper in a Box*	
7979-OM4-B70-01M	Reverse Polarity LC Uniboosts, 1 m, Qty 70
7979-OM4-B70-02M	Reverse Polarity LC Uniboosts, 2 m, Qty 70
7979-OM4-B70-03M	Reverse Polarity LC Uniboosts, 3 m, Qty 70

Note: Other lengths available for jumper in a box, ask SE/Customer Care

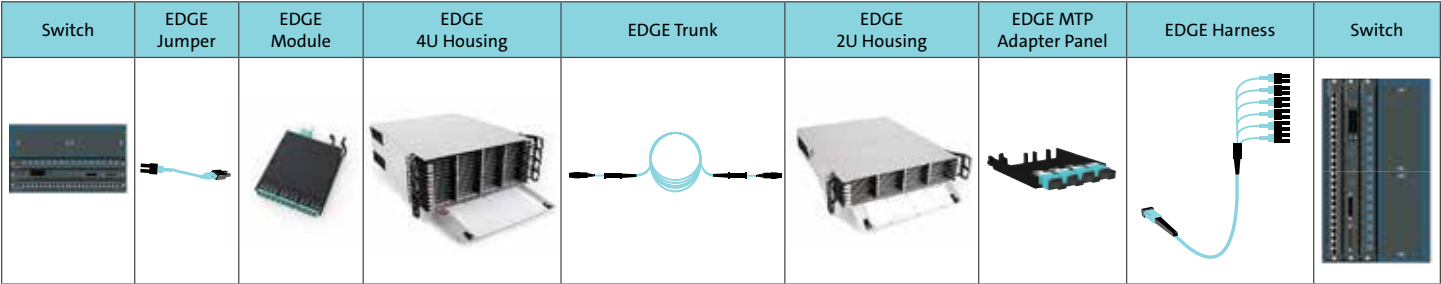
Non-Pinned MTP® PRO to Non-Pinned MTP PRO with Push-Pull Boot Jumpers and Corning® CleanAdvantage™	
J757512QE8-NAxxxF	Type-A Jumper, xxx ft
J757512QE8-NBxxxF	Type-B Jumper, xxx ft
Non-Pinned MTP PRO to Pinned MTP PRO with Push-Pull Boot Jumpers and CleanAdvantage	
J759312QE8-NAxxxF	Type-A Jumper, xxx ft
J759312QE8-NBxxxF	Type-B Jumper, xxx ft
Pinned MTP PRO to Pinned MTP PRO with Push-Pull Boot Jumpers and CleanAdvantage	
J939312QE8-NAxxxF	Type-A Jumper, xxx ft
J939312QE8-NBxxxF	Type-B Jumper, xxx ft

- Notes:
- xxx = jumper length.
 - For parallel optics and port breakout applications' pinning and polarity, please reference applications engineering notes AEN151 and AEN152.

Additional Products

Consumables		Test Equipment		MTP PRO Products	
2104466-01	MTP® Connector and Adapter Cleaner	CHECKPOINT PRO BIF	CheckPoint Pro for bend-insensitive, multimode, and single-mode fibers	MTPPRO-TOOL	Field tool to perform pinning and polarity changes of MTP PRO connectors
CLEANER-PORT-2.5	Single-Fiber Port Cleaner, SC			MTPPRO-PEX-MME-NOPINS	MTP PRO Pin Exchanger Kit, Multimode MTP Elite, 10 empty exchanger (without pins)
CLEANER-PORT-LC	Single-Fiber Port Cleaner, LC and keyed LC	VFL-350	Visual Fault Locator, 2.5-mm adapter	MTPPRO-PEX-MME-PINS	MTP PRO Pin Exchanger Kit, Multimode MTP Elite, 10 loaded exchangers (with pins)

EDGE Solutions Fiber Optic Link



EDGE™ Solutions: OS2 (Single-Mode Fiber)

Trunks

Non-Armored Plenum Trunks with Corning® CleanAdvantage™, 33-in Leg Length, Non-Pinned MTP® PRO to Non-Pinned MTP PRO with Push-Pull Boot, Pulling Grip One Side	
Fiber Count	Catalog Part Number
12	G909012GPNDUxxxF
24	G909024GPNDUxxxF
48	G909048GPNDUxxxF
72	G909072GPNDUxxxF
96	G909096GPNDUxxxF
144	G9090E4GPNDUxxxF
192	G9090K2GPNDUxxxF
288	G9090U8GPNDUxxxF
432	G9090AKGPNDUxxxF
576	G9090AZGPNDUxxxF

Notes:

- xxx = cable length of 005-999 ft.
- 1-ft increments measured from furcation plug to furcation plug.
- Lengths beyond 999 ft available.

Harnesses

Harnesses with CleanAdvantage – Pinned	
H897812GPH-1AxxxF	EDGE™ MTP® to LC Staggered Harness, 12 F, single-mode (OS2), MTP PRO with push-pull boot (pinned) to LC uniboot, type-A polarity, type 1 stagger, xxx ft
H897812GPH-2AxxxF	EDGE MTP to LC Staggered Harness, 12 F, single-mode (OS2), MTP PRO with push-pull boot (pinned) to LC uniboot, type-A polarity, type 2 stagger, xxx ft
H897812GPH-3AxxxF	EDGE MTP to LC Staggered Harness, 12 F, single-mode (OS2), MTP PRO with push-pull boot (pinned) to LC uniboot, type-A polarity, type 3 stagger, xxx ft
H897812GPH-4AxxxF	EDGE MTP to LC Staggered Harness, 12 F, single-mode (OS2), MTP PRO with push-pull boot (pinned) to LC uniboot, type-A polarity, type 4 stagger, xxx ft
H897812GPH-5AxxxF	EDGE MTP to LC Staggered Harness, 12 F, single-mode (OS2), MTP PRO with push-pull boot (pinned) to LC uniboot, type-A polarity, type 5 stagger, xxx ft
Harnesses with CleanAdvantage – Non-Pinned	
H907812GPH-1BxxxF	EDGE MTP to LC Staggered Harness, 12 F, single-mode (OS2), MTP PRO with push-pull boot (non-pinned) to LC uniboot, type-B polarity, type 1 stagger, xxx ft
H907812GPH-2BxxxF	EDGE MTP to LC Staggered Harness, 12 F, single-mode (OS2), MTP PRO with push-pull boot (non-pinned) to LC uniboot, type-B polarity, type 2 stagger, xxx ft
H907812GPH-3BxxxF	EDGE MTP to LC Staggered Harness, 12 F, single-mode (OS2), MTP PRO with push-pull boot (non-pinned) to LC uniboot, type-B polarity, type 3 stagger, xxx ft
H907812GPH-4BxxxF	EDGE MTP to LC Staggered Harness, 12 F, single-mode (OS2), MTP PRO with push-pull boot (non-pinned) to LC uniboot, type-B polarity, type 4 stagger, xxx ft
H907812GPH-5BxxxF	EDGE MTP to LC Staggered Harness, 12 F, single-mode (OS2), MTP PRO with push-pull boot (non-pinned) to LC uniboot, type-B polarity, type 5 stagger, xxx ft

Notes:

- For stagger selection, reference applications engineering note AEN157.
- xxx = harness length up to 20 ft.

Panels/Modules

Panels	
EDGE-CP24-90	24-Fiber MTP Adapter Panel
EDGE-CP48-90	48-Fiber MTP Adapter Panel
EDGE-CP72-U1	72-Fiber MTP Adapter Panel

Modules with CleanAdvantage	
ECM-UM12-04-89G	12-Fiber LC UPC Duplex to Pinned MTP
ECM-UM12-04-89G-ULL	Ultra-Low-Loss 12-Fiber LC UPC Duplex to Pinned MTP

Tap Modules	
ETM-5A-G	EDGE Tap Module, type-A (LC to LC), OS2, 50/50 split ratio
ETM-5B-G	EDGE Tap Module, type-B (MTP to LC), OS2, 50/50 split ratio
ETM-5C-G	EDGE Tap Module, type-C (MTP to MTP), OS2, 50/50 split ratio
ETM-7A-G	EDGE Tap Module, type-A (LC to LC), OS2, 70/30 split ratio
ETM-7B-G	EDGE Tap Module, type-B (MTP to LC), OS2, 70/30 split ratio
ETM-7C-G	EDGE Tap Module, type-C (MTP to MTP), OS2, 70/30 split ratio



EDGE Module



EDGE Tap Module

EDGE™ Solutions: OS2 (Single-Mode Fiber)

Hardware

Rack-Mountable Hardware	
EDGE-01U	EDGE™ HD Housing, 1U, holds eight modules or panels
EDGE-01U-SP	EDGE HD Housing, 1U, holds 12 modules or panels
EDGE-02U	EDGE HD Housing, 2U, holds 24 modules or panels
EDGE-04U	EDGE HD Housing, 4U, holds 48 modules or panels
Rack-Less Brackets	
EDGE-BKT-WT-2RU	EDGE Housing Mounting Bracket for wire tray, 2U
EDGE-BKT-WT-4RU	EDGE Housing Mounting Bracket for wire tray, 4U
EDGE-BKT-LR-2RU	EDGE Housing Mounting Bracket for ladder rack, 2U
EDGE-BKT-LR-4RU	EDGE Housing Mounting Bracket for ladder rack, 4U

Jumpers

OS2 Jumpers		Non-Pinned MTP® PRO to Non-Pinned MTP with Push-Pull Boot Jumpers and Corning® CleanAdvantage™	
787802GD120001M	Reverse Polarity LC Uniboot Jumper, 1 m	J909012GE8-NAxxxF	Type-A Jumper, xxx ft
787802GD120002M	Reverse Polarity LC Uniboot Jumper, 2 m	J909012GE8-NBxxxF	Type-B Jumper, xxx ft
787802GD120003M	Reverse Polarity LC Uniboot Jumper, 3 m		
Jumper in a Box*		Non-Pinned MTP PRO to Pinned MTP PRO with Push-Pull Boot Jumpers and CleanAdvantage	
7878-OS2-B70-01M	Reverse Polarity LC Uniboosts, 1 m, Qty 70	J908912GE8-NAxxxF	Type-A Jumper, xxx ft
7878-OS2-B70-02M	Reverse Polarity LC Uniboosts, 2 m, Qty 70	J908912GE8-NBxxxF	Type-B Jumper, xxx ft
7878-OS2-B70-03M	Reverse Polarity LC Uniboosts, 3 m, Qty 70		
		Pinned MTP PRO to Pinned MTP PRO with Push-Pull Boot Jumpers and CleanAdvantage	
		J898912GE8-NAxxxF	Type-A Jumper, xxx ft
		J898912GE8-NBxxxF	Type-B Jumper, xxx ft










Note: Other lengths available for jumper in a box, ask SE/ Customer Care

Notes:
• xxx = jumper length.
• For parallel optics and port breakout applications' pinning and polarity, please reference applications engineering notes AEN151 and AEN152.

Additional Products

Consumables		Test Equipment		MTP PRO Products	
2104466-01	MTP Connector and Adapter Cleaner	CHECKPOINT PRO BIF	CheckPoint Pro for bend-insensitive, multimode, and single-mode fibers	MTPPRO-TOOL	Field tool to perform pinning and polarity changes of MTP PRO connectors
CLEANER-PORT-2.5	Single-Fiber Port Cleaner, SC			MTPPRO-PEX-SME-NOPINS	MTP PRO Pin Exchanger Kit, Single-Mode MTP Elite, empty (without pins)
CLEANER-PORT-LC	Single-Fiber Port Cleaner, LC and keyed LC	VFL-350	Visual Fault Locator, 2.5-mm adapter	MTPPRO-PEX-SME-PINS	MTP PRO Pin Exchanger Kit, Single-Mode MTP Elite, loaded (with pins)

EDGE Solutions Fiber Optic Link

Switch	EDGE Jumper	EDGE Module	EDGE 4U Housing	EDGE Trunk	EDGE 2U Housing	EDGE MTP Adapter Panel	EDGE Harness	Switch
								

EDGE8® Solutions: OM4 (50 µm Multimode Fiber)

Trunks

Non-Armored Plenum Trunks with Corning® CleanAdvantage™, 33-in Leg Length, Pinned MTP® PRO to Pinned MTP PRO with Push-Pull Boot, Pulling Grip One Side	
Fiber Count	Catalog Part Number
8	GE5E508QPNDUxxxF
16	GE5E516QPNDUxxxF
24	GE5E524QPNDUxxxF
32	GE5E532QPNDUxxxF
48	GE5E548QPNDUxxxF
72	GE5E572QPNDUxxxF
96	GE5E596QPNDUxxxF
144	GE5E54QPNDUxxxF
192	GE5E5K2QPNDUxxxF
288	GE5E5U8QPNDUxxxF

Notes:

- xxx = cable length of 005-999 ft.
- 1-ft increments measured from furcation plug to furcation plug.
- Lengths beyond 999 ft available.

Panels/Modules

Panels	
EDGE8-CP08-V3	8-Fiber MTP Adapter Panel
EDGE8-CP16-V3	16-Fiber MTP Adapter Panel
EDGE8-CP24-V3	24-Fiber MTP Adapter Panel
EDGE8-CP32-V3	32-Fiber MTP Adapter Panel

Harnesses

Harnesses with CleanAdvantage – Pinned	
HE57908QPH-1BxxxF	EDGE8® MTP® to LC Staggered Harness, 8 F, 50 µm multimode (OM4), MTP PRO with push-pull boot (pinned) to LC uniboot, type-B polarity, type 1 stagger, xxx ft
HE57908QPH-2BxxxF	EDGE8 MTP to LC Staggered Harness, 8 F, 50 µm multimode (OM4), MTP PRO with push-pull boot (pinned) to LC uniboot, type-B polarity, type 2 stagger, xxx ft
HE57908QPH-3BxxxF	EDGE8 MTP to LC Staggered Harness, 8 F, 50 µm multimode (OM4), MTP PRO with push-pull boot (pinned) to LC uniboot, type-B polarity, type 3 stagger, xxx ft
HE57908QPH-4BxxxF	EDGE8 MTP to LC Staggered Harness, 8 F, 50 µm multimode (OM4), MTP PRO with push-pull boot (pinned) to LC uniboot, type-B polarity, type 4 stagger, xxx ft
HE57908QPH-5BxxxF	EDGE8 MTP to LC Staggered Harness, 8 F, 50 µm multimode (OM4), MTP PRO with push-pull boot (pinned) to LC uniboot, type-B polarity, type 5 stagger, xxx ft
Harnesses with CleanAdvantage – Non-Pinned	
HE67908QPH-1AxxxF	EDGE8 MTP to LC Staggered Harness, 8 F, 50 µm multimode (OM4), MTP PRO with push-pull boot(non-pinned) to LC uniboot, type-A polarity, type 1 stagger, xxx ft
HE67908QPH-2AxxxF	EDGE8 MTP to LC Staggered Harness, 8 F, 50 µm multimode (OM4), MTP PRO with push-pull boot (non-pinned) to LC uniboot, type-A polarity, type 2 stagger, xxx ft
HE67908QPH-3AxxxF	EDGE8 MTP to LC Staggered Harness, 8 F, 50 µm multimode (OM4), MTP PRO with push-pull boot (non-pinned) to LC uniboot, type-A polarity, type 3 stagger, xxx ft
HE67908QPH-4AxxxF	EDGE8 MTP to LC Staggered Harness, 8 F, 50 µm multimode (OM4), MTP PRO with push-pull boot (non-pinned) to LC uniboot, type-A polarity, type 4 stagger, xxx ft
HE67908QPH-5AxxxF	EDGE8 MTP to LC Staggered Harness, 8 F, 50 µm multimode (OM4), MTP PRO with push-pull boot (non-pinned) to LC uniboot, type-A polarity, type 5 stagger, xxx ft

Notes:

- For stagger selection, reference applications engineering note AEN157.

- xxx = harness length up to 20 ft.

Modules with CleanAdvantage	
ECM8-UM08-05-E6Q-ULL	8-Fiber Ultra-Low-Loss LC Duplex to Non-Pinned MTP
Tap Modules	
ETM8-50A-Q	EDGE8 Tap Module, type-A (LC to LC), OM4, 50/50 split ratio
ETM8-50B-Q	EDGE8 Tap Module, type-B (MTP to LC), OM4, 50/50 split ratio
ETM8-50C-Q	EDGE8 Tap Module, type-C (MTP to MTP), OM4, 50/50 split ratio
ETM8-70A-Q-PREM	EDGE8 Tap Module, type-A (LC to LC), OM4, 70/30 split ratio
ETM8-70B-Q-PREM	EDGE8 Tap Module, type-B (MTP to LC), OM4, 70/30 split ratio
ETM8-70C-Q-PREM	EDGE8 Tap Module, type-C (MTP to MTP), OM4, 70/30 split ratio

Port Breakout Module with CleanAdvantage	
ECM8-05E6-QE8B-xxxF	Non-Pinned MTP to LC Duplex, plenum, type-B, xxx ft

Note: xxx = cable length up to 75 ft.



EDGE8 Harness



EDGE8 4U Housing

EDGE8® Solutions: OM4 (50 μm Multimode Fiber)

Hardware

Rack-Mountable Hardware	
EDGE8-01U	EDGE8® HD Housing, 1U, holds 12 modules or panels
EDGE8-01U-SP	EDGE8 HD Housing, 1U, holds 18 modules or panels
EDGE8-02U	EDGE8 HD Housing, 2U, holds 36 modules or panels
EDGE8-04U	EDGE8 HD Housing, 4U, holds 72 modules or panels
EDGE8-01U-TRAY	EDGE8-01U Slot Tray Kit, labeled 01 to 02, Qty 12
EDGE8-01U-SP-TRAY	EDGE8-01U-SP Slot Tray Kit, labeled 01 to 03, Qty 12
EDGE8-02U-TRAY	EDGE8-02U Slot Tray Kit, labeled 01 to 06, Qty 12
EDGE8-04U-TRAY	EDGE8-04U Slot Tray Kit, labeled 01 to 12, Qty 12
Rack-Less Brackets	
EDGE-BKT-WT-2RU	EDGE™ Housing Mounting Bracket for wire tray, 2U
EDGE-BKT-WT-4RU	EDGE Housing Mounting Bracket for wire tray, 4U
EDGE-BKT-LR-2RU	EDGE Housing Mounting Bracket for ladder rack, 2U
EDGE-BKT-LR-4RU	EDGE Housing Mounting Bracket for ladder rack, 4U

Jumpers

OM4 Jumpers	
797902QD120001M	Reverse Polarity LC Uniboot Jumper, 1 m
797902QD120002M	Reverse Polarity LC Uniboot Jumper, 2 m
797902QD120003M	Reverse Polarity LC Uniboot Jumper, 3 m
Jumper in a Box	
7979-OM4-B70-01M	Reverse Polarity LC Uni boots, 1 m, Qty 70
7979-OM4-B70-02M	Reverse Polarity LC Uni boots, 2 m, Qty 70
7979-OM4-B70-03M	Reverse Polarity LC Uni boots, 3 m, Qty 70
Note: Other lengths available for jumper in a box, ask SE/Customer Care	
Non-Pinned MTP® PRO to Non-Pinned MTP PRO with Push-Pull Boot Jumpers and Corning® CleanAdvantage™	
JE6E608QE8-NAxxxF	Type-A Jumper, xxx ft
JE6E608QE8-NBxxxF	Type-B Jumper, xxx ft

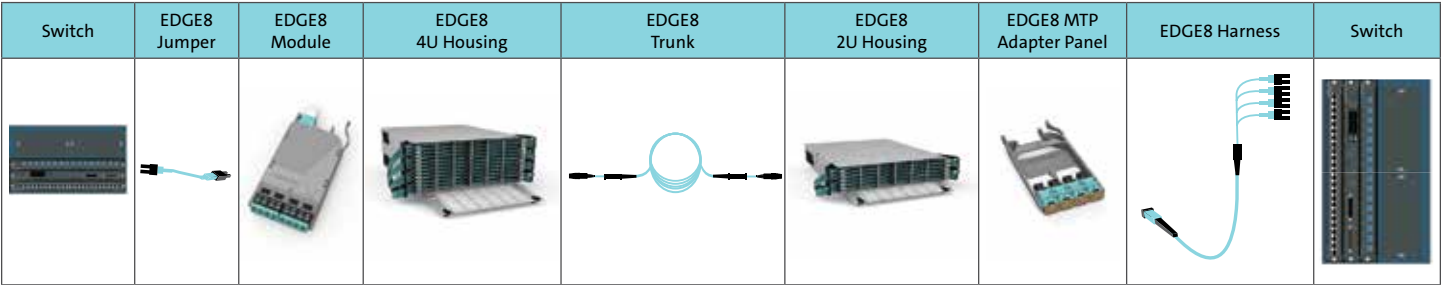
Notes:

- xxx = jumper length.
- For parallel optics and port breakout applications' pinning and polarity, please reference applications engineering notes AEN156.

Additional Products

Consumables	
2104466-01	MTP® Connector and Adapter Cleaner
CLEANER-PORT-2.5	Single-Fiber Port Cleaner, SC
CLEANER-PORT-LC	Single-Fiber Port Cleaner, LC and keyed LC
Test Equipment	
CHECKPOINT PRO BIF	CheckPoint Pro for bend-insensitive, multimode, and single-mode fibers
VFL-350	Visual Fault Locator, 2.5-mm adapter
MTP PRO Products	
MTPPRO-TOOL	Field tool to perform pinning and polarity changes of MTP PRO connectors
MTPPRO-PEX-MME-NOPINS	MTP PRO Pin Exchanger Kit, Multimode MTP Elite, 10 empty exchanger (without pins)
MTPPRO-PEX-MME-PINS	MTP PRO Pin Exchanger Kit, Multimode MTP Elite, 10 loaded exchangers (with pins)

EDGE8 Solutions Fiber Optic Link



EDGE8® Solutions: OS2 (Single-Mode Fiber)

Trunks

Non-Armored Plenum Trunks, with Corning® CleanAdvantage™ 33-in Leg Length, Pinned MTP® PRO to Pinned MTP PRO with Push-Pull Boot, Pulling Grip One Side	
Fiber Count	Catalog Part Number
08	GE7E708GPNDDUxxxF
16	GE7E716GPNDDUxxxF
24	GE7E724GPNDDUxxxF
32	GE7E732GPNDDUxxxF
48	GE7E748GPNDDUxxxF
72	GE7E772GPNDDUxxxF
96	GE7E796GPNDDUxxxF
144	GE7E7E4GPNDDUxxxF
192	GE7E7K2GPNDDUxxxF
288	GE7E7U8GPNDDUxxxF

Notes:

- xxx = cable length of 005-999 ft.
- 1-ft increments measured from furcation plug to furcation plug.
- Lengths beyond 999 ft available.

Panels/Modules

Panels	
EDGE8-CP08-V1	8-Fiber MTP Adapter Panel
EDGE8-CP16-V1	16-Fiber MTP Adapter Panel
EDGE8-CP24-V1	24-Fiber MTP Adapter Panel
EDGE8-CP32-V1	32-Fiber MTP Adapter Panel

Module with CleanAdvantage	
ECM8-UM08-04-E8G-ULL	12-Fiber Ultra-Low-Loss LC UPC Duplex to Non-Pinned MTP

Tap Modules	
ETM8-50A-G	EDGE8 Tap Module, type-A (LC to LC), OS2, 50/50 split ratio
ETM8-50B-G	EDGE8 Tap Module, type-B (MTP to LC), OS2, 50/50 split ratio
ETM8-50C-G	EDGE8 Tap Module, type-C (MTP to MTP), OS2, 50/50 split ratio
ETM8-70A-G	EDGE8 Tap Module, type-A (LC to LC), OS2, 70/30 split ratio
ETM8-70B-G	EDGE8 Tap Module, type-B (MTP to LC), OS2, 70/30 split ratio
ETM8-70C-G	EDGE8 Tap Module, type-C, (MTP to MTP), OS2, 70/30 split ratio

Harnesses

Harnesses with CleanAdvantage – Pinned	
HE77808GPH-1BxxxF	EDGE8® MTP® to LC Staggered Harness, 8 F, single-mode (OS2), MTP PRO with push-pull boot (pinned) to LC uniboot, type-B polarity, type 1 stagger, xxx ft
HE77808GPH-2BxxxF	EDGE8 MTP to LC Staggered Harness, 8 F, single-mode (OS2), MTP PRO with push-pull boot (pinned) to LC uniboot, type-B polarity, type 2 stagger, xxx ft
HE77808GPH-3BxxxF	EDGE8 MTP to LC Staggered Harness, 8 F, single-mode (OS2), MTP PRO with push-pull boot (pinned) to LC uniboot, type-B polarity, type 3 stagger, xxx ft
HE77808GPH-4BxxxF	EDGE8 MTP to LC Staggered Harness, 8 F, single-mode (OS2), MTP PRO with push-pull boot (pinned) to LC uniboot, type-B polarity, type 4 stagger, xxx ft
HE77808GPH-5BxxxF	EDGE8 MTP to LC Staggered Harness, 8 F, single-mode (OS2), MTP PRO with push-pull boot (pinned) to LC uniboot, type-B polarity, type 5 stagger, xxx ft
Harnesses with CleanAdvantage – Non-Pinned	
HE87808GPH-1AxxxF	EDGE8 MTP to LC Staggered Harness, 8 F, single-mode (OS2), MTP PRO with push-pull boot (non-pinned) to LC uniboot, type-A polarity, type 1 stagger, xxx ft
HE87808GPH-2AxxxF	EDGE8 MTP to LC Staggered Harness, 8 F, single-mode (OS2), MTP PRO with push-pull boot (non-pinned) to LC uniboot, type-A polarity, type 2 stagger, xxx ft
HE87808GPH-3AxxxF	EDGE8 MTP to LC Staggered Harness, 8 F, single-mode (OS2), MTP PRO with push-pull boot (non-pinned) to LC uniboot, type-A polarity, type 3 stagger, xxx ft
HE87808GPH-4AxxxF	EDGE8 MTP to LC Staggered Harness, 8 F, single-mode (OS2), MTP PRO with push-pull boot (non-pinned) to LC uniboot, type-A polarity, type 4 stagger, xxx ft
HE87808GPH-5AxxxF	EDGE8 MTP to LC Staggered Harness, 8 F, single-mode (OS2), MTP PRO with push-pull boot (non-pinned) to LC uniboot, type-A polarity, type 5 stagger, xxx ft

Notes:

- For stagger selection, reference applications engineering note AEN157.

- xxx = harness length up to 20 ft.

Note: xxx = cable length up to 75 ft.



EDGE8 MTP Trunk



EDGE8 Housings

EDGE8® Solutions: OS2 (Single-Mode Fiber)

Hardware

Rack-Mountable Hardware	
EDGE8-01U	EDGE8® HD Housing, 1U, holds 12 modules or panels
EDGE8-01U-SP	EDGE8 HD Housing, 1U, holds 18 modules or panels
EDGE8-02U	EDGE8 HD Housing, 2U, holds 36 modules or panels
EDGE8-04U	EDGE8 HD Housing, 4U, holds 72 modules or panels
EDGE8-01U-TRAY	EDGE8-01U Slot Tray Kit, labeled 01 to 02, Qty 12
EDGE8-01U-SP-TRAY	EDGE8-01U-SP Slot Tray Kit, labeled 01 to 03, Qty 12
EDGE8-02U-TRAY	EDGE8-02U Slot Tray Kit, labeled 01 to 06, Qty 12
EDGE8-04U-TRAY	EDGE8-04U Slot Tray Kit, labeled 01 to 12, Qty 12

Rack-Less Brackets	
EDGE-BKT-WT-2RU	EDGE™ Housing Mounting Bracket for wire tray, 2U
EDGE-BKT-WT-4RU	EDGE Housing Mounting Bracket for wire tray, 4U
EDGE-BKT-LR-2RU	EDGE Housing Mounting Bracket for ladder rack, 2U
EDGE-BKT-LR-4RU	EDGE Housing Mounting Bracket for ladder rack, 4U



EDGE8 MTP Pro Jumper



EDGE8 MTP Panel

Jumpers

OS2 Jumpers	
787802GD120001M	Reverse Polarity LC Uniboot Jumper, 1 m
787802GD120002M	Reverse Polarity LC Uniboot Jumper, 2 m
787802GD120003M	Reverse Polarity LC Uniboot Jumper, 3 m

Jumper in a Box	
7878-OS2-B70-01M	Reverse Polarity LC Uniboots, 1 m, Qty 70
7878-OS2-B70-02M	Reverse Polarity LC Uniboots, 2 m, Qty 70
7878-OS2-B70-03M	Reverse Polarity LC Uniboots, 3 m, Qty 70

Note: Other lengths available for jumper in a box, ask SE/Customer Care.

MTP PRO with Push-Pull Boot Jumpers and Corning® CleanAdvantage™	
JE8E808GE8-NAxxx F	Type-A Jumper, xxx ft
JE8E808GE8-NBxxx F	Type-B Jumper, xxx ft

Notes:

- xxx = jumper length.
- For parallel optics and port breakout applications' pinning and polarity, please reference applications engineering notes AEN156.

Additional Products

Consumables	
2104466-01	MTP® Connector and Adapter Cleaner
CLEANER-PORT-2.5	Single-Fiber Port Cleaner, SC
CLEANER-PORT-LC	Single-Fiber Port Cleaner, LC and keyed LC

Test Equipment	
CHECKPOINT PRO BIF	CheckPoint Pro for bend-insensitive, multimode, and single-mode fibers
VFL-350	Visual Fault Locator, 2.5-mm adapter

MTP PRO Products	
MTPPRO-TOOL	Field tool to perform pinning and polarity changes of MTP PRO connectors
MTPPRO-PEX-SME-NOPINS	MTP PRO Pin Exchanger Kit, Single-Mode MTP Elite, 10 empty exchangers (without pins)
MTPPRO-PEX-SME-PINS	MTP PRO Pin Exchanger Kit, Single-Mode MTP Elite, 10 loaded exchangers (with pins)

EDGE Solutions Fiber Optic Link

Switch	EDGE8 Jumper	EDGE8 Module	EDGE8 4U Housing	EDGE8 Trunk	EDGE8 2U Housing	EDGE8 MTP Adapter Panel	EDGE8 Harness	Switch

Programs and Resources

See the Light® Fiber Optic Training
Member Programs
Authorized Distributors
Technology Alliances
Technical Support
Resources



You know your network – and the importance of its reliability – better than anyone. That's why we offer tailored support and resources to help you get the job done right the first time, every time. From design to deployment (and everything in between), you can count on Corning to expand your expertise and cost-effectively transform your network.

Check out our programs page for more information.
www.corning.com/loyalty-programs

See the Light® Fiber Optic Training

So you can be successful in this time of rapid network transformation, we offer an array of training opportunities on the latest applications and products. For the most up-to-date industry knowledge – whether training in-person or at your desk – we have you covered. Visit www.corning.com/opcomm/stl for a full list of our training offerings.

Webinar Series

Stay current with the See the Light® series, our monthly webinar that focuses on specific topics impacting networks today. Participate in these one-hour live webinars to connect in real-time with Corning experts, or catch up on the webinar recordings at your convenience.

To find the full list of available webinars, visit:
www.corning.com/opcomm/webinars

Instructor-Led Classes and Seminars

If it's classroom training that you feel is most valuable, our instructor-led courses are for you. We cover product and solution introductions, in-depth installation training, and classes focused on designing networks and specifying products. These classes range from two to three hours to multiday hands-on training sessions, each led by field instructors and experts who understand industry professionals' needs.

To view our hands-on seminar schedule visit:
www.corning.com/opcomm/seminars.

To view our multiday design and installation training courses visit:
www.corning.com/opcomm/designandinstall

Online Learning

We understand that classroom training is not always an option. Learning opportunities are available when and where you need them through See the Light Learning Central, our on-demand learning platform. To gain access to See the Light Learning Central, email stlinfo@corning.com.

Industry-Approved Courses

Many of our courses and webinars have been approved by industry organizations, making it easy for you to continue your education while earning industry accreditations. Accreditation information can be found within the individual course listings or on our website.

For more information or to sign up to receive email updates on training visit:
www.corning.com/opcomm/stl

If you have any questions, email us at stlinfo@corning.com.





Member Programs

Elite Advantage Program

The Elite Advantage program provides architects, consultants, and engineers with the tools, training, and resources for their evolving businesses' needs. Members have direct access to Corning's experts for design/technical support and access to our network of experienced integrators, installers, and distributors. Be Informed. Be Connected. Be Elite.

eliteadvan@corning.com • www.corning.com/eap

Network of Preferred Installers

The Network of Preferred Installers (NPI) connects network operators with local fiber optic installers meeting Corning's quality and training requirements. We are so confident that our preferred installers are the best in the industry—we will repair or replace defective products free of charge for up to 25 years after installation with our extended warranty on LAN solutions.

npi@corning.com • www.corning.com/npi

Everon™ Solutions Network

Everon™ Solutions Network (ESN), formerly Wireless Integrator Network (WIN) program, was relaunched with our partners in mind to address challenges they face daily, extend their technical and professional networks and add enhanced benefits with their membership. We created ESN to provide Integrators with the best possible tools, education, and resources to design, install and commission our In-Building Networks solutions.

www.corning.com/opcomm/win

MTDC Complete Connections Program

As enterprises consider moving their critical infrastructure into multitenant data center (MTDC) facilities, they face a dizzying array of choices. The Corning MTDC Complete Connections Program can make it easier by bringing together an ecosystem of trusted partners who both operate MTDC facilities and provide systems integration services within MTDC sites. Whether you're worried about moving your data center offsite, or you're looking to provide a higher level of service and peace of mind to your clients, we can help. Completely.

www.corning.com/mtdc-complete-connections



Authorized Distributors

We understand that pay-as-you-grow LAN, data center infrastructures, or fiber-to-the-edge deployments depend on modular products delivered fast. Thankfully, we've nurtured long-term relationships with authorized distributors who stock our products and further support the growing needs of our businesses' ecosystems, including training, customer needs assessments, project planning, design, and logistics. We consider our distributors a true force multiplier, a major contributor to our day-to-day and project business growth.

Accu-Tech®

www.accu-tech.com

ANIXTER

www.anixter.com

GraybaR®

www.graybar.com

wesco

www.wesco.com





Technology Alliances

Corning is committed to redefining innovation in local area networks and data centers. This never-ending drive to solve your toughest challenges ensures that we work closely with technology allies to develop leading solutions for today and beyond.

Chatsworth Products, Inc.

Chatsworth Products, Inc. (CPI) focuses on addressing today's critical IT infrastructure needs with products and services that protect its customers' ever-growing investments. With Corning, CPI is uniquely prepared to respond to global availability requirements and rapid product customization, providing a competitive advantage. CPI's unequalled customer service and technical support, as well as its global network of industry-leading distributors enables product delivery and services designed to meet customer needs.

Headquartered in the United States, CPI operates global offices within the United States, Mexico, Canada, China, and the United Kingdom.

For more information, visit www.chatsworth.com

Fluke Networks

Corning and Fluke Networks work together to enhance enterprise fiber optic networks' performance and reliability, developing solutions for tomorrow's data center technologies today. Fluke Networks provides tools and support to help network installers and maintainers maximize the performance of their Corning networks while minimizing downtime. Fluke Networks solutions can certify the installation of Corning systems and troubleshoot problems that can result from improper installation, contamination, or misuse.

Based in Everett, Washington, Fluke Networks distributes products in more than 50 countries.

For more information, visit www.flukenetworks.com

Technical Support

Your customers and users expect reliable connectivity, and we know it takes more than products to deliver on those expectations. From us, you can expect collaborative global support for your network today to prepare it for emerging applications and services.

Connect with our network professionals at any phase of your project to take advantage of their training, experience, and equipment for a cost-effective, high-quality result. Our experts offer design and training services, technical assistance, and customer support resources.

You may be entering new territory – installing fiber in the horizontal or deploying a converged, all-optical infrastructure – but your application is something we've done before. And if it's a data center you're supporting, let's talk about how we can find more value in your given footprint.

WE CAN HELP.

www.corning.com/professional-services





Resources

Bill-of-Materials Tool

www.opcomm.corning.com/1-ENBOMTOOL.html

Product Drawings Selection Tool

www.opcomm.corning.com/CorningDrawingDatabase.html

Installation and Promotional Videos

www.corning.com/opcomm/videos

YouTube Channel

www.youtube.com/user/corningcablesystems

Training and Webinars

www.corning.com/opcomm/training

Technical Library

www.corning.com/resource-library

Corning CSI Division 27 Specifications

www.corning.com/division27specs

Technical Support

800-743-2673

www.corning.com/professional-services

Request for Quote

800-743-2675 (United States and Canada)

+1-828-901-5000 (International)

ccsamericas@corning.com

Order Tracker

<https://ordertracker.corning.com>

Spanish-Language Programs and Resources

www.corning.com/opcomm/pge.aspx

Customer Care

800-743-2675 (United States and Canada)

+1-828-901-5000 (International)

ccsamericas@corning.com

Notes

This image shows a blank sheet of white paper with horizontal ruling lines. The lines are evenly spaced and run across the width of the page. There are no margins, text, or other markings on the paper.



CORNING

Let's Connect!

Customer Care

800-743-2675 (United States and Canada)
+1-828-901-5000 (International)
ccsamericas@corning.com

Headquarters

4200 Corning Place | Charlotte, NC 28216
800-743-2675 | www.corning.com/opcomm

Technical Support

800-743-2673
www.corning.com/professional-services
Dutyeng@corning.com

Request for Quote

800-743-2675 (United States and Canada)
+1-828-901-5000 (International)
ccsamericas@corning.com



Corning Optical
Communications
#EvolveYourNetwork



Corning Optical
Communications
@CorningOpComm

Corning Representative: _____

Distribution Representative: _____

Phone Number: _____

Phone Number: _____

Email: _____

Email: _____

Corning Optical Communications • 4200 Corning Place • Charlotte, NC 28216
800-743-2675 • FAX: 828-325-5060 • International: +1-828-901-5000 • www.corning.com/opcomm

Corning Optical Communications reserves the right to improve, enhance, and modify the features and specifications of Corning Optical Communications products without prior notification. A complete listing of the trademarks of Corning Optical Communications is available at www.corning.com/opcomm/trademarks. All other trademarks are the properties of their respective owners. Corning Optical Communications is ISO 9001 certified. © 2021, 2022 Corning Optical Communications. All rights reserved. LAN-1273-AEN / January 2022